



EQUIPMENT & SUPPLIES
CATALOG

2025

SUGAR BUSH SUPPLIES
Mason, Michigan



SUGAR BUSH SUPPLIES Inc.

2611 Okemos Road
Mason, MI 48854

ph:517-349-5185 | info@sbsmaple.com
on-line : www.sugarbushsupplies.com

BUSINESS HOURS

IN-SEASON

January — March

MON thru FRI

8:00 am—5:00 pm

SATURDAY

8:00 am—3:00 pm

OFF-SEASON

April — December

MON thru FRI

9:00 am—5:00 pm

SATURDAY

Appointment only

Other times by chance or by appointment.

Call for special hours on major holiday weekends.

PRICING

This catalog reflects pricing at time of publication. While we do our best to hold prices, we can't always control the cost of incoming stock.

All prices are subject to change at any time.

You can check out the pdf copy of our catalog at www.sugarbushsupplies.com for potential changes or give us a call for current pricing on specific items.

SHIPPING POLICY

Our shipping charges are the same amount we pay to our shipping providers. We pass our exact costs on to you, plus a small packing charge to help cover our shipping materials. While that makes it harder for us to estimate your costs up front, we think it's the fairest method—for both you and us. We use FedEx ground and home delivery for most shipments, but often send smaller packages through the U.S. mail if it will save you money. If you have a preference, just let us know when ordering.

Extra Handling Charges:

\$1 / glass instruments (hydrometers)

\$1 / case of glass bottles shipped



I N D E X

EVAPORATORS

HOBBY AND SMALL EVAPORATORS	2-4
EVAPORATOR PANS	5
WOOD FIRED ARCHES	6
GAS & OIL FIRED ARCHES	7
ARCH INSULATION AUTO DRAW-OFF	8
ARCH STACK ROOF JACKS	9
STEAM AWAY PREHEATERS HOODS	10
EVAPORATOR ACCESSORIES	11

REVERSE OSMOSIS

REVERSE OSMOSIS	12-13
-----------------	-------

SAP COLLECTION | TUBING

TANKS SAP FILTERING	14
TRADITIONAL SAP COLLECTION	15
MAINLINE TUBING & FITTINGS	16-17, 22
BRANCHLINE TUBING & FITTINGS	18-20
TUBING TOOLS	21
REMOTE VACUUM MONITORING	23
VACUUM RELEASERS & PUMPS	23-24
HOSE QUICK COUPLERS POLY VALVES	25

FINISHING | TESTING

SYRUP TESTING	26
SYRUP FINISHING	27
GRAVITY FILTERS SS PAILS	28
CANNING UNITS	29
FILTER PRESSES	30
WATER-JACKET CANNERS	31

CONTAINERS | PACKAGING

CONTAINERS—PLASTIC JUGS & TINS	32
CONTAINERS—GLASS BOTTLES	33-35
GLASS ACCESSORIES BULK CONTAINERS	36
SYRUP LABELS	37
MAPLE CREAM SUPPLIES GRADING	38
MAPLE SUGAR SUPPLIES	39-40

BOOKS | GIFTS | APPAREL

GIFT BOX SUPPLIES SIGNS	41
BOOKS COOKBOOKS	42-43
GIFTS APPAREL	45

2025 PRODUCTION LOG

44

Cover Credit: Photo by Pixels from Freerange Stock

SHOP



IN STORE



BY PHONE



BY MAIL



BY E-MAIL

Download our easy to complete order form at our website: www.sugarbushsupplies.com

Meeting your EQUIPMENT Needs

While we offer an extensive variety of products and supplies in our catalog, the equipment options shown are a bit more limited. That doesn't mean we don't have what you need for your unique operation. These pages show just a taste of what is available through our distributors!

We try to stock equipment in the more popular, smaller units but most equipment we sell is by special order. Reach out to us to learn about the extensive line of equipment at our disposal—for the backyarder to the largest operation. And if we can't help you figure out the right fit, we will call on the experts at H2O/Leader Evaporator. They have a wealth of experience and information to share.

We can also help with repair and replacement parts for older equipment. We try to stock repair parts for most items we sell and can help put together a custom order, if necessary, to get you what you need.

NEW Equipment Options!

HXL Evaporator

We're excited about this brainchild of H2O/Leader Evaporator that brings together their unique historic traditions and unprecedented innovation.

This unit has an air-tight arch featuring a full front double-hinged door, glass view port, a blower with built in combustion control and a quilted stainless steel body for a great look! Combine this great arch with your choice of two evaporator pan designs and configurations and you have a modern workhorse that will serve you for many years!

KWIK Compact Vacuum Pump Kit

This complete and compact vacuum pump system was designed specifically for the smaller producer, combining performance and affordability. Featuring a high vacuum Kwik vane pump, this kit comes plumbed and assembled on a small skid. The electric moisture trap is built in to protect your pump from any sap and humidity. Quiet operation. Low maintenance!



PUZZLE it out!

Will Moses "Sugar Sugar" Puzzle

If you are as hooked on puzzles as we are, you'll love the one we're now stocking featuring a print by Will Moses, the great-grandson of Grandma Moses. SUGAR SUGAR is a high quality 1000 piece puzzle picturing an idyllic old fashioned New England sugaring scene that will keep you "sugarin" year round! See page 43.



It's BACK!

Chalet Bottle 250 ml

If you've missed the attractive (and somewhat historic) "Log Cabin" bottle (Chalet 250 ml), pine no more! It's back in our inventory and ready for this year's crop. See page 34.

Nordic and Modern Leaf Bottles

New in our glass inventory this year, you'll find the Nordic 250 ml (page 34) and small 50 ml Modern Leaf (page 35). The Nordic's heavy bottom gives it an up-scale feel and both offer a unique option for displaying your finest syrup.



PAYMENT



CASH



CHECK



CREDIT CARD

VISA
MasterCard
Discover
AMEX

Payment Due on Invoice. Service Charge of 1% per month will be assessed on all past due accounts.

HOBBY EVAPORATORS

LEADER HALF PINT HOBBY EVAPORATOR

Our starter evaporator will handle as few as 15 taps and as many as 90 taps depending on the options selected. Available in wood, gas, and oil fired, with options to add an extension with a second pan, and an upgrade to stainless steel sides, the Leader Half Pint is versatile enough to fit every hobby sugaring operation.

It's as easy as 1, 2, 3!

1. CHOOSE YOUR FIREBOX



WOOD-FIRED ARCH

The standard Half Pint firebox (arch) is manufactured with galvanized sides and a cast iron front panel (with firing and draft control doors) and is fully enclosed to keep smoke and ash out of your syrup and increase your fuel efficiency. Comes with easy to follow assembly and operating instructions.

Can be shipped FedEx!

10-0001-A Galv Firebox \$ 760.00



HALF PINT BRICK KITS

Standard Wood-Fired Arch

Kit includes: \$ 332.20

32 Full Brick
63 Split Brick
Rail Gasket 25'
Hot Zone Refract Cement-20#



HALF PINT STACK KIT

The Half-Pint Stack Kit includes 3 lengths of 6" stack (total 9') and one adjustable elbow, which attaches to a collar on the back end of the firebox.

10-0001-ST-SS Stainless Stack Kit

296.85

BTU BOOSTER

Increase turbulence in your fire box with this 120 volt blower. This blower introduced air will increase your firing temperature-and your evaporation rate!

10-0001-B BTU Booster \$ 420.00



ARCH EXTENSION

Add an arch extension kit to the standard wood-fired arch to double your capacity, or more! Your arch can be extended to 48" to fit a 2x4' Supreme pan, or 66" to accommodate two half-pint boiling pans—Traditional, Supreme or a combo. Choose the pans that fit your needs!

10-0001-A-E-48 Wood-Fired Arch Extension—48" \$ 465.00
10-0001-A-E-66 Wood-Fired Arch Extension—66" 520.00

GAS/FUEL OIL HALF-PINT ARCH

Our half pint evaporators can be upgraded to propane, natural gas, or fuel oil. This upgrade will eliminate the need for split wood, decrease startup and shutdown time, and create a cleaner burn. Arch comes fully insulated and ready to operate with burner installed. Also available with Extension for a two pan unit.

10-0001-A-G Insulated 33" Firebox w/ Gas Burner \$ 2,700.00
10-0001-A-G48 48" Extended Firebox w/ Gas Burner 3,900.00
10-0001-A-G66 66" Extended Firebox w/ Gas Burner 3,900.00
10-8201-G Carlin 201 Gas Burner, only 1,640.00

10-0001-A-O Insulated 33" Firebox w/ Oil Burner \$ 2,200.00
10-0001-A-O48 48" Extended Firebox w/ Oil Burner 3,100.00
10-0001-A-O66 66" Extended Firebox w/ Oil Burner 3,100.00
10-8099 Carlin 99FRD Oil Burner, only 880.00

2. CHOOSE YOUR BOILING PAN

TRADITIONAL HALF PINT PAN

15-35 taps | Evaporation rate: 4-6 g.p.h.

This starter boiling pan (shown Page 2, top left) measures 24" x 33" and is divided into 3 sections for continuous flow operation, making your boiling process easier and more efficient! Manufactured of high quality, tig-welded stainless. Valves and thermometer not included in price.

10-0001-P Flat 3-Section Pan \$ 880.00

SUPREME HALF PINT PAN

25-60 taps | Evaporation rate: 7- 9 g.p.h.

The SUPREME Half Pint boiling pan has six micro flues down the middle section of the half pint pan to increase surface area and boiling capacity! This pan sits on the same standard half pint fire box as the traditional pan, but with increased evaporation rates.


Increase your boiling capacity by 50% with the Supreme Half Pint! Or combine this pan with your traditional pan on an extended arch to more than double your boiling capacity!

10-0001-S Supreme Pan \$ 1,410.00

HALF PINT VALVE KIT

10-0001-V Valve Kit \$ 62.00

Kit contains two 1/2" SS valves, two nipples, two draw-off elbows.



3. CHOOSE YOUR SAP FEED OPTION

HALF PINT RESERVOIR PAN

The optional Reservoir Pan measures 24" x 8" x 8" high and sits on top of your boiling pan to preheat and continuously feed sap through a manually controlled ball valve (included). High quality tig-welded stainless.

Reservoir Pan
10-0001-R \$ 330.00



BOLT-ON REGULATING FLOAT SYSTEM

The Leader Bolt-On Float System is the perfect upgrade to feed sap to your pan while regulating it at a constant level. Increases efficiency and reduces the risk of burning! Overhead feed tank required.

Bolt-On Float
10-0001-FL \$ 395.00



DIAL THERMOMETER

42-0036 3" face, 6" stem \$ 60.95

Watch the boiling temperature of your syrup at a glance. Dial has a 1/4" MPT thread to fit into your pan for a steam free reading.



SAPLING EVAPORATOR

This new introduction to the H2O/Leader line is perfect for the small backyard sugarmaker. The baffled 20" x 30" pan will boil 4-5 gallons per hour—just right for 5 to 30 taps. The add-on warming pan will preheat the sap and gives you precise control feeding sap into the larger boiling pan.

10-0004 Sapling Evaporator Barrel Stove and Pan \$ 1,459.00
10-0004-W Sapling Warming Pan 260.00

Want to get even more use out of your Sapling Evaporator? The Everything Grill Kit gives you useful and delicious fun the whole year long! Kit includes three grill grates, an Efficiency Baffle, a Damper, a Pizza Stone and a Grill Lid.

10-0004-G Everything Grill Kit \$ 530.00



LEADER SUPREME 2 x 4 EVAPORATOR

Step up to a Leader 2' x 4' Supreme Evaporator to increase boiling capacity at an entry level price! Like the Supreme Half Pint pans, this pan features 2 1/2" micro flues running the full length of the pan to increase surface area and efficiency. A reservoir feed pan is included for feeding sap to the boiling pan through a manual valve or you can up-grade to a Bolt-on Regulator. This pan can sit on a 48" extended Half-Pint Arch or on Leader's heavy duty wood-fired stainless steel arch (with full cast iron front) for a great look and maximum longevity!

2' x 4' SUPREME EVAPORATOR 40-90 taps | Evaporation rate: 12-14 g.p.h.

2 x 4 pan on Extended 48" Half Pint Arch w/ Reservoir Pan \$ 3,275.00
2 x 4 pan on Extended 48" Half Pint Arch w/ Bolt-on Float 3,340.00
2 x 4 pan on SS Wood-Fired Arch w/ Reservoir Pan 4,930.00
2 x 4 pan on SS Wood-Fired Arch w/ Bolt-on Float 4,995.00

10-0002-S Supreme 2' x 4' Boiling Pan Only \$ 1,600.00




SMALL EVAPORATORS



LEADER VERMONT EVAPORATOR

This great 2' x 4' combo pan includes a syrup pan and flue pan in one, featuring a 36" flue section, ten 5½" raised flues and a clamp on cold sap regulating float. The flat two compartment syrup pan section has a second float to control the hot sap level and a 1" draw-off valve. The unit has a boiling rate of 22-25 gallons per hour making it a really efficient option for small producers with 100-200 taps. Tig welded stainless, this pan can be used on the Leader 2' x 4' stainless arch (shown) or on an extended half pint arch, with options for wood, gas or oil firing.

10-2404-V-C Arch and Vermont Pan \$ 6,450.00
10-2404-V 2' x 4' Vermont, Pan Only 3,550.00



LEADER WSE EVAPORATOR

This great entry level evaporator is economically priced for beginning sugarmakers. The WSE is Leader's smallest two pan evaporator. The pans are tig-welded of bright annealed stainless steel. The WSE comes in a Raised Flue or Drop Flue option. Both feature a 2' x 4' flue pan, including Leader's automatic sap regulating system, and a 2' x 2' syrup pan with three continuous flow compartments. The Raised Flue version has an additional hot sap float to control the level of the sap in the front pan. Sap flow is reversed by rotating the front pan. An optional butterfly valve kit simplifies the reversal process.

2' x 6' WSE Drop Flue Evaporator with Wood-Fired Arch \$ 7,900.00
Designed for 100-200 taps, 20-25 g.p.h. boiling rate.
2' x 6' WSE Raised Flue Evaporator with Wood-Fired Arch \$ 7,900.00
Designed for 150-200 taps, 25-30 g.p.h. boiling rate.

LEADER AMERICAN & PATRIOT EVAPORATORS

These small evaporators are great for the small producer with 100-300 taps. The American features 7½" drop flues and the Patriot has 7½" raised flues. Both styles have a flue pan in back and a flat syrup pan in front and use a float and regulator to automatically control sap levels. Tig-welded of bright annealed stainless steel, these evaporators include all fittings, floats and valves needed for an efficient operation. The Leader wood-fired arch has stainless sides and stack, plus heavy duty cast iron grates.

2' x 6' American Evaporator with Arch \$ 9,760.00
Designed for 100-240 taps, 25-30 g.p.h. boiling rate.
 2' x 6' Arch | 2' x 3.5' Drop Flue | 2' x 2.5' Syrup pan

2' x 8' American Evaporator with Arch \$ 10,610.00
Designed for 140-275 taps, 35-40 g.p.h. boiling rate.
 2' x 8' Arch | 2' x 5' Drop Flue | 2' x 3' Syrup pan

2' x 6' Patriot Evaporator with Std Wood-Fired Arch \$9,985.00
Designed for 120-250 taps, 30-35 g.p.h. boiling rate.
 2' x 6' Arch | 2' x 4' Raised Flue | 2' x 2' Syrup Pan

2' x 8' Patriot Evaporator with Std Wood-Fired Arch \$ 11,035.00
Designed for 150-280 taps, 40-50 g.p.h. boiling rate.
 2' x 8' Arch | 2' x 6' Raised Flue | 2' x 2' Syrup Pan




WHICH PANS ARE RIGHT FOR YOU?

Evaporators vary in feed, reversal and draw off details, as well as surface area. Increased surface area relates directly to boiling efficiency—greater surface area allows for higher evaporation rates. The greater the number and the deeper the flue, the greater the total surface area and efficiency. When comparing evaporators, look for the features you want and the size that will work best for your operation! All the options and features can get overwhelming! Talk to us about your goals and needs and we'll get you pointed in the right direction!

CROSS-FLOW EVAPORATOR

H2O Innovation/Leader cross-flow pans offer the most flexibility in cross-flow technology. The syrup pans feature U-shaped compartments for strength and flexibility, full-seam welded ends to limit unwanted mixing, and seamless draw-off boxes with bottom outlets for superior draining. Butterfly connection valves allow for full pan segregation with no need for plugs! Cross flow pans are available in either standard or reverse flow options in a full range of sizes.



THE LEADER REVOLUTION EVAPORATOR


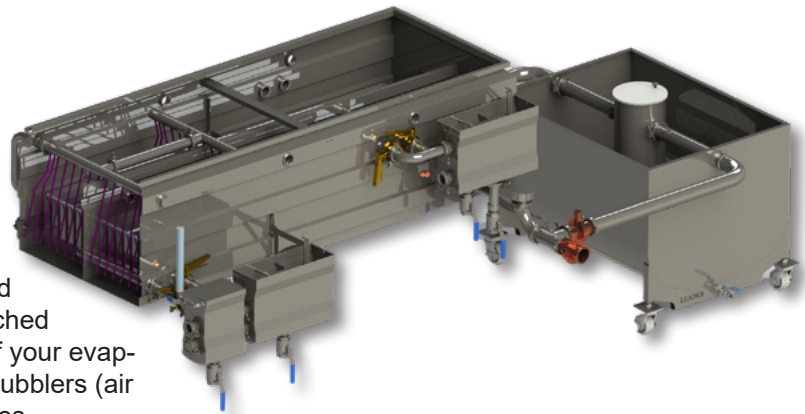
The Revolution evaporator is a completely reversible evaporator with syrup draw-off on just one side of the evaporator. No more hassle switching sides and no costly down time to change pans.

This pan is easily reversed by changing two valves. The syrup compartments are located near the back of the syrup pan where the heat is greater, allowing for more consistent, smaller batches of syrup. Drawing off from the same side every day allows for optimum use of space in your sugarhouse and eliminates duplication of thermometers and probes. All these great features can be added to any of our evaporator styles—drop, raised or MAX.



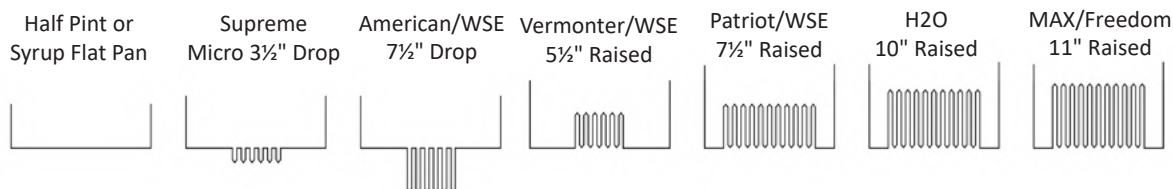
FREEDOM EVAPORATOR PANS

The newest offering from H2O/Leader is the Freedom set of pans, offering a fully reversible evaporator—all boxes, pipes, valves, brackets, and optional fully integrated CIP and bubblers! The optional Clean-in-Place (CIP) sprayer lets you get rid of nitre build up, with or without chemicals, and flush to an attached tank, allowing you to extend the longevity of boils and the life of your evaporator! This system can be added to any syrup pan. Optional bubblers (air injectors) improve agitation during the boiling and cleaning cycles.



MAX EVAPORATOR PANS

Leader MAX flue pans feature a full 11½" deep flue, offering 50% more surface area, translating to higher boiling rates (increase of 45-50%) and better fuel usage (increased efficiency of 20-25%.) The MAX flue pan can be used on most existing arches with minor modifications to the flue drain pipe location and bricking. Due to the overwhelming difference in surface area, we recommend these pans for use with high efficiency wood-fired arches or a high-efficiency gas/oil-fired arch.



EVAPORATOR ARCHES

WHAT'S YOUR FUEL SOURCE?

Whether you enjoy feeding wood or want to burn oil or gas, we can help you find the right arch for your operation. Today's evaporators are much more efficient than in early years due to better, tighter designs, improved insulation products and incorporated blowers to increase combustion. Steam boilers are even making a big splash right now due to the consistency they bring to the boiling process. We can help you decide what is best for your operation.




HXL ARCH

Combining historic tradition and unprecedented innovation, the new HXL evaporator is an air-tight wood arch featuring a glass view port, balanced, double hinged latch and control box with rheostat adjustment and stack temperature. The quilted stainless steel arch body will bring durability and the most modern design to your sugarhouse! Choose H₂O pans featuring 7" or 10" raised flues and cross-flow syrup pans or the Leader flue pan (standard 7 1/2" or MAX 11" flues) with a single cross flow finish pan, or the Leader exclusive Revolution style. The HXL Evaporator is available in sizes from 2' x 6' to 5' x 16".

VORTEX ARCH

The VORTEX is our most efficient wood-fired arch. The large combustion chamber is fueled by both primary and secondary air, under controlled rotation, to optimize the burn of your wood and distribute BTUs evenly and efficiently to your evaporator pans. The unique step in the back of the arch acts as a spark trap and draft control system. Comes insulated with multiple layers of 2600° ceramic blanket, requiring minimal bricking in the combustion chambers and under the smoke stack.

Fits any style of evaporator pans,
sizes 2' x 10' and up!



HIGH-EFFICIENCY OIL-FIRED ARCH

This arch takes our high-efficiency arch to new levels! This double wrapped stainless steel arch is a sleek, streamlined arch with good looks and easy cleaning. Like the standard oil-fired arch, this arch is fully insulated with multiple layers of 2600° ceramic insulation for maximum efficiency. It includes heavy duty stainless stack, twice the length of your arch, and a stainless insulated burner cover for a streamlined look and safety for your visitors. Personalized with your sugar house name cut into the stainless wrap!

SUPREME REVERSE FIRE OIL-FIRED ARCH

The latest in oil-fired technology, this arch has a whole new look to go with its features. The front control panel features control switches, indicator lights for burner functions and a digital oil pressure gauge for monitoring burner performance. The repositioned burners have optimized boiling dynamics by improving heat distribution, almost eliminating batching in the syrup pan and keeping the draws of syrup coming steady. Double walled with multiple layers of 2600° insulating blanket and cooled with circulating fans, the outer stainless steel wrap looks great and is easy to keep clean.



ARCH INSULATION

FIRE BRICK

11-0001	Full Fire Brick 4½ x 9 x 2½	\$ 3.00
11-0001-H	Split Fire Brick 4½ x 9 x 1½	2.90
11-0002-H	Hot Zone Refractory Cement 20 lb./	36.00
11-0099	Firing Gloves	\$18.25

CERAMIC ARCH INSULATION

Available in boards or blanket—reduce heat loss and increase your arch efficiency!

11-0005	Board Block Insulation 1" 1' x 3'	\$ 21.00
	Case—16 brd	324.00
11-0004	1" Blanket (2300) /sq. ft.	3.50
	Case—50 sq. ft.	162.50
11-0004-H	1" Blanket (2600°) /sq. ft.	4.75
	Case—50 sq. ft.	225.00
11-0004-HP3	SS InsulTwist 3" Stud—heavy duty	2.00
11-0004-HP4	SS InsulTwist 4" Stud—heavy duty	2.20
11-0004-HW	SS InsulTwist Washer—heavy duty	3.60

CERAMIC RAIL GASKET--seals between the arch and pans.

11-0003	Rail Gasket (½" x 2") 25' Roll	\$ 17.50
11-0003-W	Woven Gasket (¼" x 1 ½") 50' Roll	65.00

CERAMIC PAN GASKET--seals between pans.

11-0004-24	24" Pan Gasket—1" x 4"	\$ 5.00
11-0004-30	30" Pan Gasket—1" x 4"	5.50
11-0004-36	36" Pan Gasket—1" x 4"	6.50
11-0004-40	40" Pan Gasket—1" x 4"	7.50
11-0004-48	48" Pan Gasket—1" x 4"	8.50
11-0004-60	60" Pan Gasket—1" x 4"	10.00
11-0004-72	72" Pan Gasket—1" x 4"	11.50

GASKET HOLDERS--simplifies installing your pan gasket!

11-0004-24-H	24" Stainless Gasket Holder	\$ 34.25
11-0004-30-H	30" Stainless Gasket Holder	36.50
11-0004-36-H	36" Stainless Gasket Holder	38.50
11-0004-40-H	40" Stainless Gasket Holder	40.50
11-0004-48-H	48" Stainless Gasket Holder	43.00
11-0004-60-H	60" Stainless Gasket Holder	48.00
11-0004-72-H	72" Stainless Gasket Holder	52.95

CERAMIC ROPE GASKET--seals around doors.

11-0003-R	Rope Gasket, ¾"	ft. / \$ 4.00
-----------	-----------------	---------------

ARCH GRATES

REPLACEMENTS GRATES - CAST IRON

11-0025	25" Leader "Double V" Grate	\$ 93.95
11-0025-V	25" Leader Half Grate	72.95
11-0030	30" Leader "Double V" Grate	145.00
11-0036	36" Leader "Double V"	155.00
11-0048	48" Leader "Double V"	270.00


FORCED DRAFT GRATES

11-0018-FD	18" Leader Forced Draft Grate	\$ 180.00
11-0024-FD	24" Leader Forced Draft Grate	235.00
11-0030-FD	30" Leader Forced Draft Grate	270.00
11-0036-FD	36" Leader Forced Draft Grate	530.00

CARLIN OIL BURNERS

10-8099	Carlin 99 FRD Oil Burner	\$ 880.00
10-8201	Carlin 201 CRD Oil Burner—2.5 to 5 g.p.h.	1,220.00
10-8601	Carlin 601 CRD Oil Burner—6 to 13.2 g.p.h.	2,250.00
10-8701	Carlin 701 CRD Oil Burner—6 to 13.2 g.p.h.	3,450.00
10-8801	Carlin 801 CRD Oil Burner—11.4 to 19.8 g.p.h.	3,850.00

Oil Nozzles—various—sized as per application	14.95
--	-------



EVAPORATOR EFFICIENCY

STEAM-AWAY UNIT

The steam-away is an evaporator add-on that will greatly increase your boiling capacity with no increase in labor or fuel. This unit is custom-made to sit on top of your existing flue pan. Waste steam from your flue pan is then used to both pre-heat and evaporate water from the sap before it enters your evaporator. Not only does this greatly increase your efficiency, but excess steam from both the flue pan and steam-away is condensed and collected to give you an excellent, constant hot water source. The steam-away works like this: steam from your flue pan rises, makes contact with the underside of the steam-away and is routed into pipes inside the steam-away heat exchanger. Raw sap is fed directly into the steam-away and surrounds the heated steam pipes. At the same time, air is induced into the sap using a blower to create turbulence, which increases the surface area of the sap molecules so that evaporation can take place. The "sweetened" sap from the steam-away is then fed into your evaporator for further evaporation and finishing. Test results show sap temperatures inside the steam-away unit as high as 200° F with evaporation increases as much as 75%. Enhanced steam-aways are available to handle the higher evaporation rates of the Max flue pans.

Call for pricing on a Steam-Away for your operation!



STEAM-AWAY GASKET

U-channel gasket is durable, easy to install and creates a strong seal. The tapered channel grips and holds with no slipping and sliding.

10-960024 FT / \$ 7.50



PARALLEL FLOW PREHEATERS


Experiments in Canada and at the Aiken Maple Research Station in Vermont indicate that a steam preheater for incoming sap can increase the capacity of your evaporator by 15% to 18%. Parallel flow copper or stainless preheater assemblies come complete with brackets, adjusting rods and condensate trays. For best performance and efficiency, the assembly should be used with a tight fitting steam hood with damper control. Call for Pricing.



STAINLESS STEAM HOODS

Steam hoods remove steam from your sugarhouse and keep everything clean and dry. They are particularly important if you are using a Preheater or Steam Away to take full advantage of their efficiencies. H2O Innovations/Leader hoods are tig-welded of stainless steel and come standard with a channel, (or drip edge) around the inside bottom edge of the hood to catch run-off from condensation. We carry a full line of hoods, both tight-fitting, suspended or a combo! The design and features vary with brand and style, but we can help you find the best hood for your operation.

We highly recommend using a roof jack to keep rain and moisture from coming in around your stack--see page 9 for options and details. Be sure to order enough round steam stack to clear the peak of your roof. If you are using a preheater inside your hood, you also need to order one length of stack with a damper installed. Additional charges may apply for changing the thimble location or door configuration. Windows and lights are also an add-on option. Call for a quote today.



ROUND STEAM STACK

STAINLESS STEEL, 3' LENGTH

Item No.	Size	Price
11-0008-S	8"	\$ 95.00
11-0010-S	10"	120.00
11-0012-S	12"	130.00
11-0014-S	14"	140.00
11-0016-S	16"	150.00
11-0018-S	18"	155.00
11-0022-S	22"	175.00
11-1024-S	24"	190.00

STEAM STACK TOP HAT

STAINLESS STEEL, W/ SCREEN

Item No.	Size	Price
11-0006-H	6"	\$ 310.00
11-0008-H	8"	350.00
11-0010-H	10"	420.00
11-0012-H	12"	510.00
11-0014-H	14"	570.00
11-0016-H	16"	640.00
11-0018-H	18"	710.00



LEADER STACK BASES

	Arch Size	Collar Size	Hght.	Top Diam.	S/S Base
11-2407-L-S	24"	16½" x 4¾"	3'	7"	\$ 330.00
11-2410-L-S	24"	16½" x 4¾"	3'	10"	330.00
11-3010-L-S	30"	21" x 5¾"	3'	10"	420.00
11-3612-L-S	36"	30½" x 6½"	6'	12"	730.00
11-3010-K-S	30" x 8'	23" x 6½"	6'	10"	470.00
11-3012-K-S	30" x 10'	23" x 6½"	6'	12"	470.00
11-3612-K-S	36" x 8'	34" x 8"	6'	12"	730.00
11-3612-K-S	36" x 10'	34" x 8"	6'	12"	730.00
11-3614-K-S	36" x 12'	34" x 8"	6'	14"	730.00
11-4010-K-S	40" x 10'	38" x 8"	6'	14"	900.00
11-4012-K-S	40" x 12'	38" x 8"	6'	14"	900.00
11-4014-K-S	40" x 14'	38" x 8"	6'	16"	900.00
11-4016-K-S	40" x 16'	38" x 8"	6'	16"	900.00
11-4818-K-S	48" arch	44" x 8"	6'	18"	1,030.00
11-6022-K-S	60" arch	52" x 10½"	6'	22"	1,750.00
11-7224-K-S	72" arch	61" x 11¼"	6'	24"	1,950.00



ROUND STACKS

3' STACK LENGTH, STAINLESS STEEL

Item No.	Size	Price
11-1006-SS	6"	\$ 68.95
11-1007-SS	7"	94.95
11-1008-SS	8"	125.00
11-1010-SS	10"	145.00
11-1012-SS	12"	155.00
11-1014-SS	14"	165.00
11-1016-SS	16"	175.00
11-1018-SS	18"	195.00
11-1020-SS	20"	230.00
11-1022-SS	22"	260.00



FLIP STACK COVERS

STAINLESS STEEL

Item No.	Size	Price
11-8006-C	6"	\$ 185.00
11-8007-C	7"	185.00
11-8008-C	8"	200.00
11-8010-C	10"	205.00
11-8012-C	12"	230.00
11-8014-C	14"	250.00
11-8016-C	16"	270.00
11-8018-C	18"	305.00
11-8020-C	20"	305.00
11-8022-C	22"	335.00
11-8024-C	24"	355.00



STACK THERMOMETER

42-0090	200-1000°	\$ 43.00
---------	-----------	----------



CUSTOMIZED ROOF JACKS

We recommend a roof jack for transitioning your stack from inside to outside your sugarhouse to keep rain water out and increase the longevity of your arch. Custom made to your specifications—designed to fit either the peak or side of your roof at the exact pitch needed.

11-9006-S	6" Roof Jack	\$ 360.00
11-9007-S	7" Roof Jack	370.00
11-9008-S	8" Roof Jack	370.00
11-9010-S	10" Roof Jack	380.00
11-9012-S	12" Roof Jack	390.00
11-9014-S	14" Roof Jack	485.00
11-9016-S	16" Roof Jack	495.00
11-9018-S	18" Roof Jack	510.00
11-9020-S	20" Roof Jack	560.00
11-9022-S	22" Roof Jack	570.00
11-9024-S	24" Roof Jack	590.00

SPECIFY:

STYLE

WATERTIGHT

(recommended for smoke stack)

COLLAR STYLE

(recommended for steam stack or removable smoke stack)

ROOF PITCH

MOUNT

SIDE MOUNT

PEAK MOUNT (shown)



STEAM-AWAYS, PRE-HEATERS AND STEAM HOODS



SAP DEFOAMER

40-0404	Sap Defoamer—4 oz. squeeze bottle	\$7.25
40-0432	Sap Defoamer Refill—quart	27.75
40-0440	Sap Defoamer Refill—gallon	97.95
40-0403	Defoamer Dripper	\$ 60.00

SCOOPS & SKIMMERS

11-0801	Large Scoop—5½" width	\$ 84.95
11-0802	Small Scoop—3½" width	84.95
11-0803	Large Skimmer—5½" width	96.95
11-0804	Small Skimmer—3½" width	96.95
11-0811	Hardwood Handle	\$ 18.75

SAP PAN CLEANER

****Pan Cleaner Cannot Be Shipped****

40-0400	Sap Pan Cleaner—Quart (Concentrate, mixes w/ 40 gallons of water)	\$ 12.00
40-0400-Gal	Sap Pan Cleaner—Gallon (Concentrate, mixes w/ 160 gallons of water)	42.00

EVAPORATOR BRUSHES

11-0701-NS	Leader/King Flue Brush	\$ 32.00
11-0701-M	MAX Flue Brush	49.25
11-0703	Raised Flue Brush	30.00
11-0704-L	Leader Inside Flue Brush	18.75
11-0704-SB	Inside Raised Flue Brush—triangle	26.00
11-0710	Scotch Brite Pad (not shown)	\$ 2.50
11-0098	Heavy Duty Rubber Gloves	\$ 9.50

SYRUP HANDLING PAILS—STAINLESS STEEL

40-0313	Economy Pail—13 quart	\$ 34.00
40-0300	Vollrath Pail—12.5 quart	\$ 110.00
40-0306	Vollrath Pail—14.75 quart	145.00
40-0302	Vollrath Pail Cover	72.00

Economy
13 Qt Pail




Vollrath
14.75 Qt

MARCLAND DRAW-OFF SYSTEM

This full feature automatic draw-off will make finishing your product easier and more accurate! Easy to install and simple to operate, this unit has industrial quality components that are reliable year after year. Accurate to 1/10 of a degree. Once you try it, you won't go back!

40-0560-M	1 Max Draw-off Complete (control box, valve and probe)	\$ 700.00
40-0570	2 Temperature Probe TP4	85.00
40-0575	3 Probe Holder (specify ¾" or 1")	45.00
40-0583	4 V11 1" Full Port Valve, SS, Motorized	265.00
42-0801	5 Digital Barometer	\$ 135.00



EVAPORATOR REPLACEMENT PARTS

11-0103	Leader Cold Sap Float—10¾" x 5½"	\$ 140.00
11-0110	Leader Hot Sap Float—4½" x 8½"	165.00
11-0601	Pan Hose Connector—2¼" x 4½"	\$ 27.75
11-0602	Float Box Hose Connector— 2¼" x 2"	13.00
33-2040	SS Band Clamp #40—2½"	2.25
11-0303-FH-C	Feed Pipe Hose Connector—1⅜" x 2"	6.85
33-2024	SS Band Clamp #24—1½"	2.00
11-0303-C	Rubber Packing for Cold Sap Arm—2"	\$ 2.25
11-0303-H	Rubber Packing for Hot Sap Arm—1⅞"	2.25
11-0303-G-L	Rubber Packing, Grimm—¼" x 2 ⅞"	5.95
11-0303-S	Rubber Packing, Sanitary 2 ⅜"	3.40
11-0400-SS	Syrup Box Plug—2" Stainless	\$ 57.95

SANITARY FITTINGS

30-4103	SS Sanitary Quick Clamp—1½"	\$ 8.00
30-4203	SS Sanitary Quick Clamp—2"	9.95
30-4150-100F	SS Fitting—1½" sanitary clamp x 1" FNPT	20.00
30-4150-100M	SS Fitting—1½" sanitary clamp x 1" MNPT	20.00
30-4200-100F	SS Fitting—2" sanitary clamp x 1" FNPT	22.00
30-4200-100M	SS Fitting—2" sanitary clamp x 1" MNPT	22.00
11-0610-1-S	Silicone Sanitary Gasket—1½"	\$ 3.80
11-0610-1-B	Buna-N Sanitary Gasket—1½"	2.00
11-0610-2-S	Silicone Sanitary Gasket—2"	3.80
11-0610-2-B	Buna-N Sanitary Gasket—2"	2.25
11-0610-1-V	Butterfly Valve 1½"—Stainless	\$ 147.00
11-0610-2-V	Butterfly Valve 2"—Stainless	176.00

STAINLESS STEEL VALVES--FULL FLOW

35-0050-SF	Stainless Valve ½"	\$ 17.50
35-0075-SF	Stainless Valve ¾"	18.50
35-0100-SF	Stainless Valve 1"	32.00
35-0125-SF	Stainless Valve 1¼"	43.50
35-0150-SF	Stainless Valve 1½"	44.95

STAINLESS STEEL CLOSE NIPPLES

35-8050-S	Stainless Close Nipple ½"	\$ 2.00
35-8075-S	Stainless Close Nipple ¾"	2.80
35-8100-S	Stainless Close Nipple 1"	3.25
35-8125-S	Stainless Close Nipple 1¼"	5.20
35-8150-S	Stainless Close Nipple 1½"	7.60

DRAW-OFF ELBOWS

35-0050-E-D	Draw-off Elbow SS, ½"	\$ 21.75
35-0075-E-D	Draw-off Elbow SS, ¾"	24.75
35-0100-E-D	Draw-off Elbow SS, 1"	30.75
35-0150-E-D	Draw-off Elbow SS, 1½"	34.50

TEFLON TAPE

35-0001	Teflon Tape ½" x 520"	\$ 2.00
---------	-----------------------	---------

STAINLESS FITTINGS

																	
Size	Elbow Part No.	Price	Street Elbow Part No.	Price	SS Tee Part No.	Price	Coupling Part No.	Price	Plug Part No.	Price	Hose Barb Adapter Part No.	Price					
¼"	--	--	35-3025-S	\$ 4.15	-	--	35-5025-S	\$ 3.00	35-7025-S	\$ 1.65	--	--					
½"	35-2050-S	\$ 3.70	35-3050-S	7.15	35-4050-S	\$ 5.25	35-5050-S	4.20	35-7050-S	3.35	35-10808	\$ 15.25					
¾"	35-2075-S	4.50	35-3075-S	9.95	35-4075-S	7.50	35-5075-S	6.35	35-7075-S	2.50	35-11212	16.00					
1"	35-2100-S	7.50	35-3100-S	11.75	35-4100-S	10.75	35-5100-S	7.60	35-7100-S	3.25	35-11616	24.50					
1¼"	35-2125-S	13.75	35-3125-S	12.50	35-4125-S	21.60	35-5125-S	11.50	35-7125-S	6.15	35-12020	25.15					
1½"	--	--	35-2150-S	9.25	35-3150-S	23.75	35-5150-S	16.30	--	--	35-12424	26.06					

AN RO FOR EVERY NEED!

Few things can transform a sugaring operation like reverse osmosis (RO). According to scientific studies, an RO can reduce energy usage by up to 90% when compared with evaporation alone. Using the RO process, sap is forced, under pressure, across semi-permeable membranes which are fine enough to allow some of the water molecules to pass through, but not the sugar molecules. The result is fast removal of 75% or more of the water in your sap. Reverse Osmosis is a cost effective enhancement to your maple operation, greatly reducing both boiling time and energy use, resulting in profit increases of over 20%!



MINI MICRO 110V RO

A table top, 110v RO for the small producer with 250 taps, or less. Built for mobility with rugged, dual carry handles and built to last with all stainless frame and membrane housing. This RO is built with all the quality features you've come to expect from Leader Evaporator!

This unit has a 30 gallon/hour throughput and will remove approx. 62% of the water from your sap in one pass—from 2% to 5.2%! Unit includes a pressure gauge and flow meter, plus a dial for adjusting the brix concentration. Also includes an auto shutoff and pump override feature for startup and to prevent malfunctions. Optional recirculation pump adds capacity and concentrate output.

12-0009	Mini micRO 110 volt	\$ 2,600.00
12-0009-RP	Mini micRO w/ Recirculation Pump	2,900.00
12-0009-R	Recirculation pump only	325.00
12-0009-WTV-L	Mini micRO Leader Wash Tank & SS Valve Kit	\$ 520.00
12-0009-WTV	Mini micRO Wash Tank & Valve Kit (SBS)	260.00

LEADER MICRO

Finally, an RO sized AND priced just right for the small producer. Available in one or two membrane options, this RO is perfect for producers with just a few hundred taps, or to decrease boiling time for even mid-sized operations. These units will handle between 80 and 120 gallons of sap per hour, while tripling to quadrupling sugar content with just one pass!

micRO features:

- **Sturdy, stainless steel frame**
- **Small footprint to save space in the sugarhouse**
- **Simple operation**
- **Easy change pre-filter housing**
- **Includes both feed and pressure pumps**
- **Fast wash cycle**

12-0010	MICRO 1	1 MEMBRANE R.O.	\$ 3,450.00
12-0012	MICRO 2	2 MEMBRANE R.O.	3,950.00
12-0013	MICRO 3	3 MEMBRANE R.O.	4,600.00
12-0010-E2	MICRO EXPANSION KIT (1 to 2 membranes)		750.00
12-0010-E3	MICRO EXPANSION KIT (2 to 32 membranes)		750.00
12-0010-W-L	micRO Wash Tank & SS Valve Kit (Leader)		\$ 540.00
12-0010-KIT	micRO Fittings & Wash Kit (SBS)		370.00

	MOTOR SIZES (HP)	MEMBRANES	DIMENSIONS W x D x H	AMPS 220V
micRO 1	1—1	1—E4 4" x 40"	24" x 14" x 54"	10 amps
micRO 2	1—1	2—E4 4" x 40"	24" x 14" x 54"	10 amps
micRO 3	1—1	3—E4 4" x 40"	24" x 14" x 54"	10 amps





H₂O CONCENTRATOR

The Concentrator is a small reverse osmosis system developed to concentrate between 200 and 300 gallons per hour at up to 12 Brix, thanks to its independent recirculation pump. This RO consumes little energy and is quite compact. The vessels, permeate and concentration piping are all stainless and assembly and disassembly are simple and efficient. Available in a 2 or 3 membrane configuration.

H₂O ECONOX

The Econox line of ROs is designed for producers with 1,000 to 15,000 taps. Its modular design allows for many configurations to exactly meet your RO needs. The Econox is compact, taking up less than 5 s.f. of floor surface, is simple to operate, and easy to clean.

Everything you need in an RO!

- Modular design—from 1 to 6 membranes
- Stainless steel frame and electro-polished vessels
- Quick and complete drainage
- Integrated wash tanks and quick 45 minute wash cycle
- Instrumentation panel with temperature control, a pressure switch, prefilter pressure gauge, membrane pressure gauge and system state indicator.
- Automatically stops during a power surge, motor fault or with low temperature or low pressure.



CONTACT US TODAY TO DISCUSS OPTIONS AND PRICING

RO ACCESSORIES

12-0004	RO Storage Powder	1½ lb. /	\$ 12.95
12-0006	R.O. Powder Soap	5 lb. pail /	22.00
12-0008	Acid Magic	gal /	13.95
12-0002	Citric Acid	1 lb. /	10.00
12-0007	Glycol (<i>protects from freezing</i>)	gal /	37.95
42-0802	Digital pH Meter	ea /	\$ 44.00
42-0803	pH Test Strip Kit (100)	ea /	28.00

REPLACEMENT MEMBRANES

12-85061	Mini MicRO—4" x 20"	ea /	\$ 145.00
12-704040	H ₂ O 70-4040—4" x 40"	ea /	420.00
12-85060	Hydranautics—4" x 40"	ea /	325.00
12-70400	H ₂ O 70-400—8" x 40"	ea /	850.00
12-0003-10	Purtrex Cartridge Filter 10"	ea /	\$ 3.40
12-0003-20	Cartridge Filter 20"	ea /	4.75



SAP FILTERS & STORAGE TANKS

SAP COLLECTION

SAP FILTER

40-3000	Nylon Adapter (1½" FPT)	\$ 40.00
40-3000-B	Filter Bag 100 micron 16"	11.50
40-3000-BL	Filter Bag 100 micron 30"	17.50

HOSE FITTINGS & ADAPTERS

34-9200	Nylon Ell 1½" NPT	\$ 5.00
34-9102	Nylon Street Ell 1½" NPT	8.50
34-9401	Red. Bushing 150 x 125	2.00
34-9402	Red. Bushing 150 x 100	2.95
34-9403	Red. Bushing 150 x 75	1.25
34-9503	Hose Red. Adapter 125 x 100	2.75
34-9504	Hose Red. Adapter 125 x 75	1.70

Many other fittings are available for your application. See hose options, p. 22.

TANK BRUSHES

11-0716	Swivel Head, Round w/ 42" Handle	\$ 85.00
11-0715-R	Tank Brush Rectangular, head, only	\$ 30.00
11-0715-H33	Tank Brush Handle, 33" Aluminum	18.00
11-0715-H39	Tank Brush Handle, 39" Plastic	32.00
11-0715-H49	Tank Brush Handle, 49" Aluminum	24.00



POLYETHYLENE STORAGE TANKS

		Gallons	L	W	H	Lid Size	Outlet Size	Price
30-0035-P	Free-standing w/ legs	35	29	19	19	5"	¾"	\$ 165.00
30-0065-P	Free-standing w/ legs	65	43	23	23	5"	1"	310.00
30-0125-P	Free-standing w/ legs	125	41	32	32	8"	2"	495.00
30-0225-P	Free-standing w/ legs	225	39	24	24	8"	2"	715.00
30-0325-P	Free-standing w/ legs	325	40	32	32	16"	2"	850.00
30-0210-PU	Pick-up Bed Tank	210	60	51	28	8"	2"	\$ 485.00
30-0050-P-U	Flat Bottom Utility	50	38	19	23	8"	1"	\$ 280.00
30-0100-P-U	Flat Bottom Utility	100	43	27	29	8"	1"	385.00

STAINLESS STEEL STORAGE TANKS

ROUND BOTTOM w/ BLUE RAISED FRAME

	Gallons	W	D	L	Price
30-0233H	233 gallons	48	39	48	\$ 1,360.00
30-0325H	325 gallons	36	36	96	1,560.00
30-0334H	334 gallons	48	48	48	1,360.00
30-0488H	488 gallons	48	39	96	1,760.00
30-0700H	700 gallons	48	51	96	2,300.00
30-0743H	743 gallons	48	39	144	2,350.00
30-0999H	999 gallons	48	39	192	2,950.00
30-1066H	1066 gallons	48	51	144	2,900.00
30-1143H	1143 gallons	48	43	192	3,250.00

MINI ROUND BOTTOM w/ STAINLESS FEET

	Gallons	W	D	L	Price
30-0120	120 gallons	24	27½	48	\$ 820.00
30-0195	195 gallons	36	28	48	1,020.00

Many other styles and sizes of tanks available. Please inquire!

WWW.SUGARBUSHSUPPLIES.COM

TRADITIONAL SAP COLLECTION

TAPPING BITS

Tapping is one of the most important jobs in the sugarbush. We carry bits that are designed to cut through the bark and wood crisply and leave a debris free hole. Studies show that taphole depth may play an important role in both sap production and overall tree health. We recommend a taphole depth of 1½" to 2" deep.

5/16"

20-0107-H2O Tapping Bit, 5/16" H²O short each \$ 22.00

The H2O Innovation's tapping bit is sold in a protective case and is sharpened with precision for neat, precise tap holes. Laser drawn lines at 1 1/2" and 2" help you drill consistent depth holes.

20-0107-L Tapping Bit, 5/16" parabolic twist, Leader each \$ 18.25

107-H2O



107-L



TRADITIONAL SPOUTS 5/16"

CAST ALUMINUM SPOUTS

20-0203-C Hookless Alum Spout—5/16" each \$ 2.50
/ 100 240.00

SAPMEISTER STAINLESS STEEL SPOUTS

20-0212 SS Spout for bucket/holder each \$ 2.05
/ 25 48.75

20-0216 SS Spout with Hook each 2.70
/ 25 65.00

20-0218 SS Spout, Hooked w/ hinge each 3.50
(for use with blue pail cover) / 15 51.00

PLASTIC, HOOKED SPOUT

20-0211 Plastic (blue) with Hook each \$1.27
(for use with blue pail cover) / 100 117.00

20-0207 Spout Cleaning Brush—1/4" each \$ 5.00

PLASTIC SAP PAIL

20-0309 Plastic Sap Pail (blue) 12 qt. \$ 6.50

20-0309-C Plastic Pail Cover (use plastic 211 or SS 218 spout) 3.35

BUCKET BRUSHES

11-0707 Round Bucket Brush (1" insert) \$ 171.00

11-0705-L Long Handled Wood Scrub Brush 17.75

11-0705-L-PL Long Handled Plastic Scrub Brush 16.25

11-0705-S Short Handled Wood Scrub Brush 10.50

11-0705-S-PL Short Handled Plastic Scrub Brush 12.00



SAP BAG HOLDERS

20-0300-B-25 Blue Sap Bags for holders / 25 \$ 9.25

20-0300-B-C Blue Sap Bags / case 250 85.00

GALVANIZED BAG HOLDER

20-0300-H Sap Bag holder—Galvanized each \$ 4.50
/ 25 106.25

GET-A-GRIP BAG HOLDER

20-0303 Get-a-Grip Bag Holder each \$ 3.30
/ 25 80.00

31-0079-DG-110 5/16" Tubing Spout for Get-a-Grip each .35

31-0033-25 Plastic hose for Get-a-Grip / 25 ft 5.75

SAPMEISTER TIP-N-DUMP BAG HOLDER

20-0400-H Tip-N-Dump SS Holder each \$ 3.75
(Requires Sapmeister spile 20-0212) / 25 91.25

20-0400-B-TD Clear Sap Bag / Tip-N-Dump each .50
(Required for the Tip-N-Dump holder) / 25 11.25

Galvanized Bag Holder



Get-a-Grip Bag Holder



Tip-N-Dump Bag Holder

LEADER 30P MAINLINE

Mainline 30-P is our "original" mainline that has proven itself over decades of use! Its proven design is flexible but with a thick enough wall to bend without kinking. It seals tightly on fittings and maintains rigidity under the highest vacuum demand. The inner surface is smooth to the touch to reduce bacteria and improve sap flow visibility. The light blue color allows sun-light to pass through without overheating while remaining visible for maintenance.



1/2" MAINLINE (UP TO 50 TAPS)

31-0043-30-1	100' Roll	\$ 28.00
31-0043-30-4	400' Roll	110.00

3/4" MAINLINE (UP TO 250 TAPS)

31-0044-30-5	500' Roll	172.00
31-0044-30-10	1000' Roll	325.00

1" MAINLINE (UP TO 500 TAPS)

31-0045-30-5	500' Roll	225.00
31-0045-30-10	1000' Roll	435.00

1 1/4" MAINLINE (UP TO 1000 TAPS)

31-0046-30-5	500' Roll	375.00
31-0046-30-10	1000' Roll	700.00

1 1/2" MAINLINE (UP TO 2000 TAPS)

31-0047-30-5	500' Roll	490.00
31-0047-30-9	900' Roll	850.00

LEADER 20P MAINLINE

Our 20P mainline is made of a special formula to reduce weight while maintaining rigidity. Manufactured with high quality materials but economical, This mainline is a great choice for your woods—the deeper blue color increases visibility in the woods and sap in the lines for faster identification of leaks.

Stainless steel fittings recommended.

3/4" MAINLINE (UP TO 250 TAPS)

31-0044-20-5	500' Roll	\$ 170.00
31-0044-20-10	1000' Roll	330.00
31-0044-20-15	1500' Roll	480.00

1" MAINLINE (UP TO 500 TAPS)

31-0045-20-5	500' Roll	\$ 245.00
31-0045-20-10	1000' Roll	480.00
31-0045-20-15	1500' Roll	700.00

TUBING SUSPENSION

31-0025-9	High-Tensile Wire 9 gauge—850'	\$ 125.00
31-0025-12	High-Tensile Wire 12 1/2 gauge—2000'	140.00
31-0077	Side-Tie Wire 14 gauge—580'	24.25
31-0024	High-Tensile Wire Cutter	29.00
31-0027	Wire Tightener	4.75
31-0028	Wire Tightener Handle	8.50
31-0029-M	Gripple In-Line Splice, Medium	2.50
31-0029-L	Gripple In-Line Splice, Large	3.00
31-0030-T	Gripple Tensioning Tool	110.00



WIRE TIES & TOOLS

		coil / 1000
31-0068	4" Wire Ties, 1/2" line	\$ 17.25
31-0069	5" Wire Ties, 3/4" line	18.50
31-0070	6" Wire Ties, 1" line	20.75
31-0070-A	8" Wire Ties, 1 1/4"-1 1/2" line	26.50

31-0071	Wire Tying Tool (manual)	\$ 3.70
31-0082	Auto Wire Tying Tool	43.50
31-719991	Tying Hook for Drill	10.00



FLAGGING TAPE

31-47600	Flagging Tape (specify color)	\$ 4.00
	Orange (300')	
	Blue (300')	
	Yellow (300')	
	Red (300')	
	Pink (150')	
	Green (150')	



MAINLINE TENSION GRIPS

31-0118	3/4" Tension Grip	\$ 23.00
31-0119	1" Tension Grip	24.25
31-0120	1 1/4" Tension Grip	42.00
31-0121	1 1/2" Tension Grip	53.95



SIGHT LEVEL

31-0001	Sight Level	\$ 27.50
---------	-------------	----------

MAINLINE CUTTERS

31-0090-M	Mainline Cutter	\$ 24.00
31-0090-MB	Replacement blade only for 31-0090-M	10.00
31-0090-MXL	Mainline Cutter, XL	\$ 26.00



VACUUM GAUGE

31-0000	Gauge, 0-30 Hg	\$ 10.00
---------	----------------	----------

BARBED FITTINGS

31-0000-BF	5/16"	\$ 2.00
31-0000-BF-316	3/16"	2.00



MAINLINE INLETS

H₂O SADDLE ELBOW (5/16")

31-0006-H	1" Entrance (1 5/32" hole)	\$ 2.21
31-0007-H	1 1/4" Entrance (1 5/32" hole)	2.21
31-0008-H	3/4" Entrance (1 5/32" hole)	2.21

QUICK SEAL ENTRANCES

31-0006	1" Entrance (1 5/32" hole)	\$ 3.05
31-0006-G	1" Replacement Gasket	.73
31-0008	3/4" Entrance (5/16" hole)	2.74
31-0008-G	3/4" Replacement Gasket	.73

31-0011	End Line Slide Fitting	\$.63
---------	------------------------	--------

Use this fitting to take pressure off your entrance barb

4-WAY ENTRANCES

31-0048	1/2" 4-Way Entrance	\$ 2.11
31-0049	3/4" 4-Way Entrance	2.90
31-0049-A	1" 4-Way Entrance	3.05

TURRET ENTRANCE FITTINGS

Use with Base Tees & Elbows — 1/2" NPT

31-0065-3	3-Way Turret	\$ 2.45
31-0065-4	4-Way Turret	1.95
31-0065-6	6-Way Turret	3.41

MAINLINE BASE TEES & ELBOWS


For use with Turret Fittings — 1/2" NPT

31-0063-A	1/2" Base Tee	\$ 2.95
31-0063-B	3/4" Base Tee	3.75
31-0063-C	1" Base Tee	4.75
31-0063-D	1 1/4" Base Tee	4.75
31-0063-E	1 1/2" Base Tee	5.90

31-0092-A	1/2" Elbow	\$ 2.85
31-0092-B	3/4" Elbow	2.85
31-0092-C	1" Elbow	3.35
31-0092-D	1 1/4" Elbow	3.35

STAINLESS STEEL BALL VALVES W/ BARBS

35-0075-SF-HB	3/4" Valve w/ Barbs	\$ 24.75
35-0100-SF-HB	1" Valve w/ Barbs	32.00



LEADER 5/16" BRANCH TUBING

Built for those producers looking for a more flexible option, the Max Flow line of tubing is extruded from virgin, food-grade materials to the largest possible inside diameter, without sacrificing the gripping power and strength of the tubing. The tubing locks onto fittings with an ultimate grip to eliminate pull aparts. It is ultra clear, making it easy to see sap flows and find leaks. Usable for any tubing application—from seasonal to year round use.



MAX FLOW FLEX 5/16" TUBING—Designed as a drop-line tubing, this is our most flexible offering. Testing shows a remarkable bond with the fitting that is nearly impossible to break. The supple walls of this tubing allow it to sink into fitting barbs for ultimate holding power and the elimination of costly leaks. Great flexibility for drop lines, particularly on colder days, yet strong and durable enough to be used as a lateral line, if desired. Now available in 4 colors to allow your drops to stand out better in your woods, help manage drop replacement cycles and even identify sections installed by different tapping teams. 15 years.

31-0033-FB	Blue	500' Roll	\$ 74.95
31-0033-FGN	Green	500' Roll	74.95
<i>Yellow and Grey available by special order only.</i>			
31-0033-F-36	Pre-cut 36" Drop Line, Blue	each	\$.50
<i>Specify blue, green, orange or yellow</i>			

SMALL ROLLS OF FLEXIBLE 5/16" TUBING—BLUE

31-0033-100	100' Roll	\$ 19.75
31-0033-25	25' Roll	5.75

MAX FLOW GRIP 5/16" TUBING— More flexible than 30-P, Max Flow Grip Tubing is a good choice for installations that are put up and taken down each year. The grip this tubing provides will help eliminate fitting pull apart from tension and stress over years of use. 15 years.

31-0033-GB	500' Roll Blue	\$ 56.95
31-0033-GG	500' Roll Green	56.95

UNI 50 5/16" TUBING— This new tubing blend is our newest and most cost effective tubing option and it is designed for all around use! Flexible enough to use for drops and strong enough to be used for your lateral lines. One tubing does it all! 15 years.

****DISCONTINUED Buy now at special pricing while supplies last!**

31-0033-U	500' Roll Blue	\$ 54.95
-----------	----------------	----------

30-P SEMI-RIGID 5/16" BRANCH TUBING—Branchline 30-P is made of virgin polyethylene and meets the highest standards for quality maple tubing. Its inside diameter has been maximized and it boasts the smoothest interior wall in the industry for maximum flow and optimal sap quality. The ultra-violet characteristic allows sun-light to pass all the way through the tubing, limiting the heating of the sap. The blue color draws less sunlight, yet stays visible for year round maintenance. 15 years.

31-0030-P	500' Roll Blue	\$53.95
-----------	----------------	---------




TUBING SPOOLER

31-0031	Branchline Spooler	\$ 135.00
---------	--------------------	-----------

TUBING CUTTERS

31-0090	Tubing Snip	\$ 13.00
31-0090-A	Extra Blade, Snip	3.50



SPOUTS AND PLUGS—FOR 5/16" TUBING

		Each	/ 100
31-0011-C	Check Valve Adapter 5/16"	\$.49	\$ 44.00
31-0018	Clear Check Valve Adapter 5/16"	.49	44.00
31-0016	Stub Spout Adapter 5/16"	\$.26	21.00
31-0017	Clear Stub Spout Adapter 5/16"	.25	20.00
<i>*All adapters require use of #15 spout below</i>			
31-0015	Stub Spout	\$.41	\$ 36.00
<i>Use with 11-C, 16, 17, or 18</i>			
31-0012-S-C	Clear Spout w/ Check Valve	\$.52	\$ 47.00
<i>Also available in translucent Blue, Red and Yellow</i>			
31-0013-S	Clear Spout 5/16" - disposable	.26	21.00
<i>Also available in translucent Blue, Red and Yellow</i>			
31-0079-DG-110	Spout, Black DG 110°	\$.35	\$ 30.00
31-0079-DG-90	Spout, Black DG 90°	.35	30.00
31-0705-B	Spout, Blue H ₂ O 705 Series	.27	22.00

Sapmeister Stainless Steel Spouts—for 5/16" Tubing

20-0215	5/16" Sapmeister Rolled Spout	\$ 1.05	\$ 100.00
20-0215-H	Slide Hammer for Rolled Spout	ea /	100.00
20-0107-L	Tapping Bit, 5/16" parabolic twist	ea /	\$18.25



SAP COLLECTION



5/16" CONNECTORS, Ys AND TEES

		Each	/ 100
31-0009	Connector, 5/16"	\$.37	\$ 32.00
31-0010	Hooked Connector, 5/16"	.37	32.00
31-0034-Y	Three-way Y 5/16"	.48	43.00
31-0037-TP	Tee w/ plug, 5/16" Leader	.36	31.00
31-0039-DG	Tee w/ cup, 5/16" D.G.	.36	31.00

5/16" LINE TERMINATION FITTINGS

		Each	/ 100
31-0011	End Line Slide Fitting	\$.63	\$ 58.00
31-0036-H	End Line Hook 5/16"	.41	36.00
31-0037-R-H2O	Dead End Tee RH (Red)	.46	41.00
31-0038	END IT Ring Tee w/ tubing plug	.34	29.00
31-0038-H	End of Line Elbow with Hook	.59	54.00



3/16" BRANCHLINE & FITTINGS

ABOUT 3/16" TUBING

There has been a lot of buzz about 3/16" tubing in the past few years. Is it right for your operation? That depends on several factors. Initially, 3/16" tubing was introduced as a way to gain high vacuum without the use of a pump, making it more affordable for the small producer and easier for areas difficult to access with electricity or pump maintenance. But to achieve this natural vacuum, you need three things: 1) a continuous leak-free line, 2) a drop in elevation from the tree to the bottom of the line, and 3) enough sap in the line to create a gravitational pull (suction) on the taphole. Slope is crucial—for producers where an elevation change of 30 or more feet can be obtained between many of the trees and the tank, high natural vacuum is possible. Unfortunately, many of us here in the Great Lakes region are on much flatter ground than that. If you are fortunate to have slope, you may be able to achieve vacuum on your lines of up to 28 inches Hg, assuming no air (caused by a leak such as a loose spout, a squirrel bite or a poor connection between tubing and fitting) gets into the top of the tube—if it did, the sap would run down without creating a vacuum. Obviously, like all high vacuum systems, checking for leaks is critical, especially with no pump to overcome them. Obtaining the proper tool for inserting fittings into 3/16" lines is also important, as it is difficult to force the fittings into the smaller diameter tubing by hand.

Without fall in your woods to gain a vacuum advantage, your decision will come down to other matters of convenience: economics and ease of use. The 3/16" tubing rolls come in 800' lengths (compared to 500' in 5/16") at the same weight, making it convenient to carry more tubing through the woods for fast and easy installation. Lower prices on the smaller tubing also may offer some savings, even without vacuum gains. These advantages alone may make 3/16" tubing worth a look in your operation!

LEADER 3/16" MAX FLOW 50 TUBING—This tubing blend has superior seal strength for the greatest hold on fittings. Enhanced flexibility and retraction memory maintains diameter and durability in harsh winter conditions. Can be used lateral or drop line applications. 15 years.

31-3-0033-MF50 800' Roll

\$ 77.95

3/16" FITTINGS

MAINLINE ENTRANCES

		Each
31-3-0006-H	H2O Saddle Elbow Entrance 3/4"	\$ 2.21
31-3-0008-H	H2O Saddle Elbow Entrance 1"	2.21
31-3-0006-H-EL	Elbow only, 5/16" to 3/16"	.43
31-3-0011	End Line Slide Fitting, 3/16" tubing	.50

3/16" BRANCHLINE FITTINGS


		Each	/ 100
31-3-0079	Spout 3/16"	\$.30	\$ 25.00
31-3-0012-S-C	Clear Spout w/ Check Valve 3/16"	.53	48.00
31-3-0013-S	Clear Spout 3/16" " - disposable	.26	21.00
31-3-0015	Stub Spout for 3/16" Tubing	.40	35.00
<i>Use with 11-C, 16, 17, or 18 on pg. 21</i>			
31-3-0010	Hooked Connector, 3/16" to 3/16"	\$.31	\$ 26.00
31-3-0010-R	Reducing Connector, 5/16" to 3/16"	.30	25.00
31-3-0037	Universal 3 way tee, 3/16"	.42	37.00
31-3-0037-516	Reducing 5/16" drop to 3/16" Tee	.44	39.00
31-3-0037-R	Dead End Tee, 3/16" Red (H2O)	.48	43.00
31-3-0036-H	End Line Hook 3/16"	.42	37.00
31-3-0038-H	End of Line Elbow with Hook	.63	58.00

TUBING TOOLS--3/16"

DOUBLE GRIP PARALLEL MOVEMENT INSTALLATION TOOLS—3/16"

31-711081	Dual Grip "LITE" w/ cutter	\$ 205.00
31-711091	Dual Grip "LITE"	160.00

31-710501	Compact Fitting tool	\$ 105.00
-----------	----------------------	-----------



TUBING TOOLS--5/16"

DOUBLE GRIP PARALLEL MOVEMENT INSTALLATION TOOLS

31-71101	Deluxe Dual Grip, auto adjust, cutter	\$ 285.00
31-71130	Deluxe Dual Grip, auto adjust	220.00
31-71108	Dual Grip "LITE" w/ cutter	205.00
31-71109	Dual Grip "LITE"	160.00




SINGLE GRIP INSTALLATION TOOLS

31-71441	Single tool w/ parallel movement	\$ 100.00
31-71050	Compact Fitting Tool	105.00
31-71065	Compact Fitting Install Tool w/ Vise Grip	110.00



LOAC INSTALLATION TOOL

31-7200	Aluminum Install Tool (parallel movement)	\$ 340.00
---------	---	-----------




TOOL CARRIERS

31-71198	Double Tool Carrying Strap	\$ 18.50
31-71228	Leather Holder for Compact Tools	20.00



SPOUT PULLERS

31-0083-P	Pruno Spout Puller 15" (red)	\$ 20.00
31-0083-P-A	Pruno Spout Puller 15", aluminum	30.00
31-0083-L-15	LOAC Aluminum Spout Puller 15"	\$ 45.50
31-0083-L-22	LOAC Aluminum Spout Puller 22.5"	49.00
31-0083-L-30	LOAC Aluminum Spout Puller 30"	50.00
31-0083-AS	Adapter Separator Tool, Leader	\$ 105.00
31-71292	Stub Adapter Removal Tool	65.00



MAINLINE DRILL

31-71300	3 1/64" Drill—Red	\$ 100.00
31-71310	15/32" Drill—Green	100.00
31-71330	5/16" Drill—Yellow	100.00
	Bit Only	45.00

Specify size/color needed.

MAINLINE FITTING INSTALLATION TOOLS—3/4" TO 1 1/2"

31-71500	Mainline Tool, 3/4" and 1"	\$ 225.00
31-71531	Mainline Tool, 3/4" thru 1 1/2"	300.00



TAPPING HAMMERS

31-0084-A	LOAC, Aluminum	\$ 36.00
31-0084-AH	LOAC, Aluminum w/ Hatchet	38.00
31-0084-WP	Leader Wood Handle, Plastic Head	26.75
31-0084-NM	Leader Nylon Handle, Metal Head	32.00
31-0084-WM	Leader Wood Handle, Metal Head	32.00
31-0084-MM	Leader Metal Handle, Metal Head	43.00

MAINLINE FITTINGS / HOSE & CLAMPS

MAINLINE CONNECTIONS

MAINLINE TEES

		PVC	STAINLESS
31-0110-A	1½" x 1½" x 1½"	\$ 6.00	N/A
31-0110-B	1¼" x 1¼" x 1¼"	5.50	N/A
31-0110	1" x 1" x 1"	3.75	\$ 17.25
31-0111	¾" x ¾" x ¾"	3.00	15.25
31-0112	½" x ½" x ½"	2.50	N/A



MAINLINE REDUCING TEES

31-0112-A	1¼" x 1¼" x ¾"	\$ 3.80	\$ 17.25
31-0112-B	1¼" x 1¼" x ½"	3.80	N/A
31-0112-C	1¼" x 1" x 1"	4.50	N/A
31-0112-CC	1¼" x 1¼" x 1"	3.80	17.25
31-0112-D	1½" x 1½" x 1"	5.95	17.25
31-0112-F	1½" x 1½" x ¾"	N/A	16.00
31-0113	1" x 1" x ¾"	2.44	16.25
31-0113-A	1" x ¾" x ¾"	2.65	37.00
31-0114	1" x 1" x ½"	2.44	N/A
31-0114-A	¾" x ½" x ½"	2.54	N/A
31-0115	¾" x ¾" x ½"	2.25	N/A



MAINLINE Y'S

31-0048-Y	½" x ½" x ½"	N/A	\$ 19.95
31-0049-Y	¾" x ¾" x ¾"	\$ 5.75	16.25
31-0049-AY	1" x 1" x 1"	5.75	18.25
31-0049-BY-S	1¼" x 1¼" x 1¼"	N/A	21.75
31-0049-CY-S	1½" x 1½" x 1½"	N/A	24.75



MAINLINE REDUCING Y'S

31-0049-RY	1" x ¾" x ¾"	\$ 4.40	\$ 37.65
31-0050-RY	1" x 1" x ¾"	6.00	18.75



MAINLINE COUPLINGS

31-0103	½" Coupling	\$ 1.25	\$ 5.35
31-0102	¾" Coupling	1.50	4.85
31-0101	1" Coupling	1.55	6.00
31-0101-B	1¼" Coupling	1.45	7.00
31-0101-A	1½" Coupling	1.75	8.25



MAINLINE REDUCING COUPLINGS

31-0106	¾" x ½" Reducer	\$ 1.80	N/A
31-0105	1" x ½" Reducer	1.76	N/A
31-0104	1" x ¾" Reducer	1.82	\$ 11.00
31-0104-A	1½" x 1¼" Reducer	3.97	N/A
31-0104-B	1¼" x 1" Reducer	3.86	14.25



MAINLINE ADAPTER NPT

31-0107	½" Barb to NPT	\$ 1.10	\$13.20
31-0108	¾" Barb to NPT	1.50	11.00
31-0109	1" Barb to NPT	1.45	14.25
31-0109-A	1¼" Barb to NPT	1.65	21.00
31-0109-B	1½" Barb to NPT	2.35	24.25



MAINLINE CAPS & PLUGS

31-0040	½" Plug	\$ 2.30	
31-0041	¾" Plug	2.48	
31-0042	1" Plug	3.25	
31-0066	⅝" Cap (black)	\$.29	
31-0066-A	½" Cap (blue)	.85	



PVC HOSE

CLEAR PVC HOSE WITH POLYBRAID REINFORCEMENT

Use for discharge only.

33-0050-P	½" ID Polybraid Hose	\$ 1.20 / ft
33-0075-P	¾" ID Polybraid Hose	1.75 / ft
33-0100-P	1" ID Polybraid Hose	2.00 / ft

CLEAR PVC HOSE WITH WIRE REINFORCEMENT


Use for suction only.

33-0075-SW	¾" ID Wire Hose	\$ 3.75 / ft
33-0100-SW	1" ID Wire Hose	4.50 / ft

CLEAR PVC HOSE WITH CORD REINFORCEMENT

Good for both suction and discharge.

33-0075-T	¾" ID Cord Hose	\$ 2.70 / ft
33-0100-T	1" ID Cord Hose	3.60 / ft
33-0125-T	1¼" ID Cord Hose	4.05 / ft
33-0150-T	1½" ID Cord Hose	4.75 / ft



STAINLESS STEEL HOSE CLAMPS

33-2008	½" Hose Clamp (#8)	\$ 2.00
		10 / 19.50
33-2010	¾" Hose Clamp (#10)	\$ 2.00
		10 / 19.50
33-2012	1" Hose Clamp (PVC) (#12)	\$ 2.00
		10 / 19.50
33-2016	1" Hose Clamp (#16)	\$ 2.00
		10 / 19.50
33-2020	1¼" Hose Clamp (#20)	\$ 2.00
		10 / 19.50
33-2024	1½" Hose Clamp (#24)	\$ 2.00
		10 / 19.50
33-2036	2" Hose Clamp (#36)	\$ 2.00
		10 / 19.50
33-2040	2½" Hose Clamp (#40)	\$ 2.25
		10 / 22.00



QUICK COUPLERS

Cam lever couplings constructed of fiberglass reinforced nylon—useful for pumps and mainline. Food grade for safe sap handling. Stainless fittings available for handling hot syrup. Note: 1¼" and 1½" fittings interchange.

HOSE SHANK COUPLERS

		NYLON	STAINLESS
34-2050-C	½"	\$ 9.50	\$ 13.00
31-2075-C	¾"	11.00	17.00
34-2100-C	1"	13.00	22.00
34-2125-C	1¼"	15.25	Call
34-2150-C	1½"	15.25	Call

HOSE SHANK ADAPTERS

34-4050-E	½"	\$ 5.00	\$ 7.00
34-4075-E	¾"	5.00	10.75
34-4100-E	1"	5.50	11.80
34-4125-E	1¼"	6.60	Call
34-4150-E	1½"	6.80	Call

FEMALE NPT ADAPTERS

34-1050-A	½"	\$ 4.00	\$ 7.00
34-1075-A	¾"	4.25	10.00
34-1100-A	1"	4.75	12.25
34-1125-A	1¼"	6.50	Call
34-1150-A	1½"	6.50	Call

FEMALE NPT COUPLERS

34-3050-D	½"	\$ 9.50	\$ 13.00
34-3075-D	¾"	9.50	20.50
34-3100-D	1"	10.50	22.50
34-3125-D	1¼"	15.00	Call
34-3150-D	1½"	15.00	Call

MALE NPT ADAPTERS

34-5050-F	½"	\$ 5.00	\$ 7.00
34-5075-F	¾"	5.00	12.25
34-5100-F	1"	6.25	17.50
34-5125-F	1¼"	7.25	Call
34-5150-F	1½"	7.25	Call

COUPLER END CAPS

34-6075-CAP	¾"	\$ 8.50	\$ 16.00
34-6100-CAP	1"	10.50	16.60
34-6150-CAP	1½"	13.75	Call

ADAPTER PLUGS

34-7075-PLUG	¾"	\$ 5.00	\$ 5.40
34-7100-PLUG	1"	5.25	6.20
34-7150-PLUG	1½"	5.50	Call



POLY VALVES

35-0075-P	¾" IPS Full Port Poly Ball Valve	\$ 5.75
35-0100-P	1" IPS Full Port Poly Ball Valve	8.00
35-0125-P	1¼" IPS Full Port Poly Ball Valve	9.95
35-0150-P	1½" IPS Full Port Poly Ball Valve	12.95
35-0200-P	2" IPS Full Port Poly Ball Valve	14.58

BANJO POLY VALVES

35-0075-PO	¾" Banjo Poly Single Union Ball Valve	\$ 16.00
35-0100-PO	1" Banjo Poly Single Union Ball Valve	20.00
35-0125-PO	1¼" Banjo Poly Single Union Ball Valve	26.00
35-0150-PO	1½" Banjo Poly Single Union Ball Valve	32.00

POLY VALVE



SAP COLLECTION

SMARTREK VACUUM MONITORING

The H2O Smartrek monitoring system is the most efficient and trusted system available for use in your woods. Sensors installed throughout your sugarbush communicate wirelessly to help you identify leaks so you can quickly fix them and reduce loss. Easy to install; easy to use. This system can provide detailed, in-depth analysis on vacuum and tank levels and also can remotely control equipment, including vacuum pumps, sap pumps and automated valves.



31-9000	Smartrek Smart Station Kit (8" tablet & long range gateway)	\$ 1,440.00
31-9001	Smartrek Vacuum Sensor--single port	320.00
31-9002	Smartrek Vacuum Sensor--double port	410.00
31-9000-R	Smartrek Repeater	255.00
31-9010	Smartrek Tank Level Sensor	620.00



CONTACT US TODAY TO DISCUSS PUMP OPTIONS AND PRICING

TRANSFER PUMPS

HONDA 1" PORTABLE PUMP WX10

This pump features a reliable 1.5 hp, 4-cycle Honda engine capable of pumping up to 40 g.p.m. Couplings and 15 feet of 1" suction hose, included. Weighs 15 lbs.

32-WX10

\$ 580.00

HONDA 1½" PORTABLE PUMP WX15

This pump is a 2.5 hp easy starting Honda 4-stroke centrifugal pump capable of 72 g.p.m. Weighing in at 24 lbs. with a 1½" port, this pump is very efficient. Meets EPA and CARB emissions standards.

32-WX15

\$680.00

MINI FLOOD VACUUM PUMP W/COOLER

These rotary vane vacuum pump systems are driven by belt and pulley from a gas motor and come with an oil reclaiming system (installed on the exhaust of the pump) reclaiming 95% of the oil. No heated room or constant water supply needed. Moisture trap included.

Perfect for smaller systems--3,000 taps or less.

31-64370K	¾" h.p. Elect Motor w/ Cooler	8 CFM	Call for pricing
31-64375K	5.5 hp Gas Engine w/ Cooler	8 CFM	Call for pricing

OIL FOR VACUUM PUMPS

31-64299	Flood, large	5 Gal /	\$ 140.00
31-64289	Flood, small	5 Gal /	185.00
31-KWIKOIL	Kwik Pump	1 Gal /	\$ 52.95

COMPLETE VACUUM UNITS

These new compact kits come ready to use! Choose the size you need for your operation. These combine cutting edge technology with reliability for the sugarmaker. The vacuum pump and moisture trap come fully plumbed and mounted on a robust steel skid frame for quick installation and easy and accessible maintenance.

COMPACT VACUUM KIT

*Compact Design
Choose 1hp or 2hp Kwik pump
Includes electric moisture trap
Skid dimensions: 54"H x 22" L x 22" D*

COMPLETE VACUUM KIT

*Start and stop w/ thermostat
Includes VORTEX moisture trap
Choose Kwik pump size, from 2hp to 10 hp
Skid dimensions: 73"H x 58" L x 23" D*

ELECTRIC H₂O EXTRACTORS

Maximize sap yield with Electric Sap Extractors from H₂O, ideal for sugarbushes of 1,000 to 20,000 taps. Choose from models with or without a manifold and select the perfect pump size and quantity to meet your specific needs. Designed for high vacuum efficiency, these extractors are a reliable choice for any scale of operation.

Vertical Electric	18 x 36
Available with or without manifold	
.5 HP or 1HP pumps available	
Horizontal Electric	18 x 36
Available with or without manifold	
.5 HP or 1HP pumps available	

MECHANICAL SAP RELEASERS

31-64186	Vertical Double	2—8 x 16	1,000 taps
31-64236	Vertical Double	2—12 x 18	2,500 taps
31-64187	Horizontal Double	2—12 x 18	4,000 taps

ELECTRIC MOISTURE TRAPS

31-64192	Airblo Moisture Trap	10 x 24
31-61227	Vortex Moisture Trap	12 x 30




SAP COLLECTION

GUZZLER SAP PULLERS

These pumps are perfect for the smaller producer looking for a higher vacuum solution at a great price. Available in one- or two-diaphragm options, these create vacuum and transfer sap with one pump—no separator required. With well maintained, air-tight tap lines, these sap pullers are capable of developing up to 22 inches of Hg vacuum. Requires 115 VAC power.


32-0050-G1	110V	400 taps	\$ 925.00
32-0050-G1-24	24V	400 taps	1,525.00
32-0050-G2	110V	800 taps	1,645.00
32-0050-G2-24	24V	800 taps	2,300.00
32-0050-G4	110V	1600 taps	2,935.00
32-0050-D	BUNA-N Diaphragm		\$ 16.50
32-0050-DW	Santoprene Diaphragm		65.00
32-0050-CK	Diaphragm Conversion Kit		72.00



SBS DIAPHRAGM PUMPS

These pumps are very efficient and simple sap movers. Provide excellent vacuum on the suction side with plenty of pressure to lift and transport sap for long distances to your tank or sap house. Comes mounted on a sturdy frame with your choice of a Honda 5.5 hp gas engine or TEFC electric motor. Call for help on your specific application and current pricing.


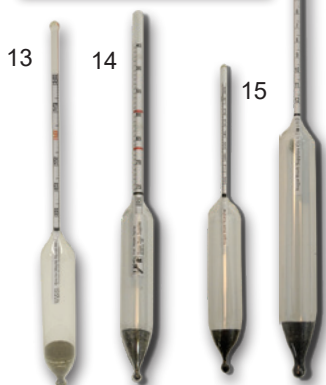
32-0060-G	5.0 hp Gas	19 g.p.m.	600 taps
32-0100-G	5.5 hp Gas	30 g.p.m.	1,200 taps
32-0060-E	¾ hp Electric	19 g.p.m.	600 taps
32-0100-E	1 hp Electric	30 g.p.m.	1,200 taps
32-0060-H	2-diaphragm pump head only		
32-0060-GR	2-diaphragm pump head w/ gear reduction		
32-0115-H	3-diaphragm pump head only		
32-0115-GR	3-diaphragm pump head w/ gear reduction		
32-H-KIT1711	1" Shaft and Base Kit		
32-H-550080	Buna-N Replacement Diaphragm—black		
32-0202	SAE Food Grade Oil—QUART		
32-0203	SAE Food Grade Oil—GALLON		





EASY READ Hydrometer

Stretched out scale for more accuracy and easy reading. Red line at the finish point and marked every .2 degrees Brix.



DIAL THERMOMETERS

These thermometers screw into your pan or canner with a 1/4" MPT thread. Maple syrup scale has a dial range of 0-50°, with 0° being the boiling point of water and a highlighted mark at the syrup finish point of 7°.

42-0036	1	Maple Syrup Scale—3" face, 6" stem	\$ 60.95
42-0039	2	Maple Syrup Scale—3" face, 9" stem	60.95
42-0056	3	Maple Syrup Scale—5" face, 6" stem	86.95
42-0059		Maple Syrup Scale—5" face, 9" stem	86.95

42-0035-C	4	0-250° for canning—3" face, 6" stem	\$ 60.95
-----------	---	-------------------------------------	----------

DIGITAL THERMOMETERS

42-0800-5	5	Stem Mount—5" stem	\$ 55.00
42-0800	6	Stem Mount—12" stem	67.00
42-0800-24	7	Stem Mount—24" stem	75.00

42-0800-RC	8	"Redi Chek" Clip-on Thermometer	\$ 36.00
42-0800-C-T	9	Therm/Clock/Timer—36" cord/probe	27.00
42-0800-A	10	ChefAlarm Thermometer 48" cord/probe	85.00

GLASS TUBE THERMOMETERS

42-0600	11	Metal SS Clip-on Thermometer, CDN	\$ 16.00
42-0608	12	D.G. Red Drop Candy Thermometer	68.00

SYRUP HYDROMETERS

42-0200-E	13	Easy Read Syrup Hydrometer Brix Scale 55-65° Red line at hot test Higher accuracy and easier to read than standard syrup hydrometers Use with Slim or Short Hydrometer Cups	\$ 17.00*
42-0200	14	Syrup Hydrometer Dual Scale—Baumé & Brix 45-75° Red lines at cold and hot tests Use with Slim or Short Hydrometer Cups	\$ 17.00*

SAP HYDROMETERS

42-0100	15	Sap Hydrometer, Short (8") Use for raw sap, 0-8° Brix Use with Slim or Short Hydrometer Cups	\$ 17.00*
42-0101	16	Sap Hydrometer, Tall (12") Use for raw sap, 0-12° Brix Use with Tall Hydrometer Cup	\$ 19.00

* Add \$1.00 glass instrument handling charge if shipped

HYDROMETER CUPS

42-0300-S	17	Slim Hydrometer Cup (1" x 8")	\$ 28.00
	18	Short Hydrometer Cup (2" x 8")	39.95
42-0301	19	Tall Hydrometer Cup (2" x 12")	47.95

REFRACTOMETERS

42-0500	20	Hand Held for Sap—0-10°	\$ 60.00
42-0500-A		Hand Held for Sap—0-18°	60.00
42-0500-B		Hand Held for Sap—0-32°	60.00
42-0501		Hand Held for Syrup—45-82°	60.00
42-0515-P	22	Milwaukee with padded case	\$ 195.00

KITCHEN PANS

STEAM TABLE PANS

A	41-1100	Standard (22 ga.) 12 $\frac{3}{4}$ " x 20 $\frac{3}{4}$ " x 6"	\$ 50.00
B	41-1100-D	Deep (20 ga.) 13 $\frac{1}{2}$ " x 21 $\frac{3}{4}$ " x 8"	75.00
	41-1100-C	Cover, Steam Table Pan	20.00

STOCK POTS

C	41-1120	20 Qt w/ cover 12 $\frac{1}{2}$ " x 11 $\frac{1}{4}$ " H	\$ 35.00
D	41-1132-N	32 Qt w/ cover 12 $\frac{1}{2}$ " x 18 $\frac{1}{2}$ " H	58.00
E	41-1164-N	64 Qt w/ cover 16 $\frac{1}{2}$ " x 19 $\frac{1}{2}$ " H	90.00


LEADER KITCHEN PANS

All Leader pans are welded stainless steel and have handles on two sides, $\frac{1}{2}$ " FPT threaded fitting for draw-off valve and $\frac{1}{4}$ " FPT fitting for dial thermometer (valve and thermometer not included in price). Covers are over-sized (not tight fitting).

F	41-1616-P	Square 10 Gal. 16" x 16" x 11" H	\$ 450.00
	41-1616-C	Cover	115.00
G	41-1624-P	Oblong 15 Gal. 16" x 24" x 12" H	\$ 510.00
	41-1624-C	Cover	135.00

GAS BURNERS

H	41-1001-R	Heavy Duty Single—Red 16" x 16" x 13" H	\$ 100.00
I	41-1001-S	Stainless Single—SS 15" x 15" x 13" H	40.00
J	41-1002	Double—Black 15 $\frac{3}{4}$ " x 30 $\frac{3}{4}$ " x 28 $\frac{1}{2}$ " H	150.00
K	41-1003	Triple—Black 14" x 39" x 13.25" H with leg extensions & shelves (not shown)	230.00



FINISHING EVAPORATOR

16" x 34" FINISHER

This is the perfect finisher for the small volume producer. Stainless steel, tig-welded pan with 1" bottom-drain threaded fitting and $\frac{1}{4}$ " FPT fitting for dial thermometer (not included). Capacity 25 Gal. Use with the Double Gas Burner (above).

L	41-1634	Pan and burner	\$ 720.00
M	41-1634-P	Pan Only 16" x 34" x 11" H	570.00
N	41-1634-C	Cover	150.00



GRAVITY SYRUP FILTERING

We recommend a layered filter system using one pre-filter and one final filter. Pre-filters help take out the larger particles and help keep your final filter clean for a longer period of time. Filters are available in flat or cone shapes to fit different styles of filter racks/tanks. Generally, you should use the same shape of pre and final filters together. Our filters are made of specialty fabrics designed specifically for high temperature food products. These synthetic fibers are desirable for their ease of use, washability and durability. We highly recommend these materials over fabrics sold for clothing construction. We suggest washing your filters by hand to lengthen their life. Turn inside out and flush with clean, hot water. Gently squeeze out the water and hang to dry. No detergents, please!

STOCK POTS FOR FILTERING/CANNING

Our stock pots come complete with cover and two ½" fittings for a valve and thermometer (not included). The "BeAst" is the same size as our "Best" stock pot, but features a tri-clad bottom and rubber clad handles for easy handling. The Hobby Filter Basket (below) fits inside the 32 quart stock pots perfectly for a complete hobby filtering system!

See valve and thermometer (not included), next page.

For use with the Hobby Filter Basket—12½" D x 18½" H

41-1132	"Best" 32 Qt (8 gal) Stock Pot w/ ports	\$ 80.00
41-1132-D	"BeAst" 32 Qt (8 gal) Stock Pot w/ ports	140.00

Large Stock Pots—16½" D x 19½" H:

Many uses around the sugarhouse!

41-1164	"Best" 64 Qt (16 gal) Stock Pot w/ ports	\$ 123.00
41-1164-D	"BeAst" 64 Qt (16 gal) Stock Pot w/ ports	250.00



HOBBY FILTER KIT

This kit is perfect for the small producer. Nickel-plated basket comes with a flat-sheet hobby filter pack (see above) and 4 steel clips. Holds about 4 quarts of syrup. For best results, hang basket inside a covered pot to help maintain temperature while filtering.

40-0100	Complete Kit (basket, filters & clips)	\$ 31.00
40-0100-B	Basket Only	21.25
40-0100-F	Filter Pack, only (4 pre, 1 final)	8.00
40-0006	Steel Clips only (pack of 4)	4.00

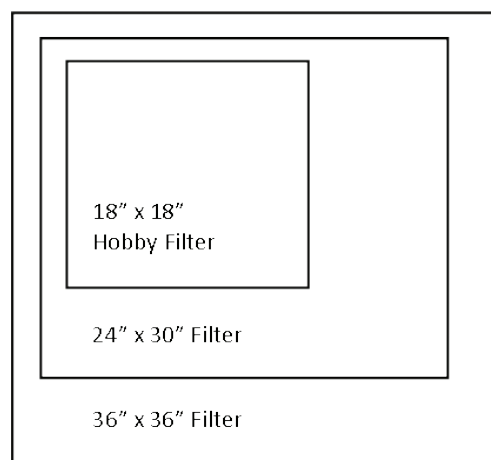
SYNTHETIC CONE FILTERS

40-0003	8 Qt Cone PRE filter	each / \$ 1.50
		12 / 15.00
40-0005	5 Qt Cone FINAL Filter	each / \$ 10.50
40-0008	8 Qt Cone FINAL Filter	each / 12.50



SYNTHETIC FLAT SHEET FILTERS

40-0100-F	Hobby Pack (1 Final / 4 Pre)	Pk / \$ 8.00
40-0001	24" x 30" PRE Filter	12 / \$ 16.00
40-0002	24" x 30" FINAL Filter	each / 8.00
40-0004	36" x 36" PRE Filter	4 / \$ 8.00
40-0036	36" x 36" FINAL Filter	each / 12.00



SYRUP HANDLING PAILS—STAINLESS STEEL

40-0313	Economy Pail—13 quart	\$ 34.00
40-0300	Vollrath Pail—12.5 quart	\$ 110.00
40-0306	Vollrath Pail—14.75 quart	145.00
40-0302	Vollrath Pail Cover	67.00



CONE FILTER AND CANNING TANKS

The one and two cone filter tanks hold approximately five and ten gallons of filtered syrup, respectively. These stainless steel tanks have a ½" FPT fitting for a draw-off valve and a ¼" FPT fitting for a dial thermometer (valve and dial not included) and are designed to use cone shaped filters.

40-0101	One Cone Filter Tank	9" x 9" x 23"	\$ 475.00
40-0202	Two Cone Filter Tank	11" x 22" x 22"	620.00



16" X 16" FILTER & CANNING UNIT

Perfect for the small producer. Stainless steel pan (16" x 16" x 11" H) holds up to 7 gallons (with rack) and has two handles, ½" FPT fitting for a draw-off valve and ¼" FPT fitting for a dial thermometer (valve and dial not included). Stainless filter rack and cover included. Complete unit includes heavy duty 16" square frame with cast gas burner, hose and regulator. Easy to keep the correct temperature while filtering and canning! Uses flat 24" x 30" pre and final filters.

41-1616	Complete Unit	\$ 730.00
41-1616-PRC	Pan, Filter Rack & Cover	670.00
41-1616-P	Pan Only	450.00
41-1616-C	Cover Only	115.00
41-1616-R	Filter Rack Only	115.00
41-1001-R	Gas Burner Only, Red 16" x 16"	100.00



Thermometer and valve not included with canning units.

16" X 24" FILTER & CANNING UNIT


All the features of the 16" x 16", but with a handy tall burner stand with adjustable shelf for easy packaging, regardless of container style and size! Stainless steel pan measures 16" x 24" x 12" and features two handles, ½" FPT fitting for a draw-off valve and ¼" FPT fitting for a dial thermometer (valve and dial not included). This unit will heat and hold up to 15 gallons of syrup. Sturdy steel stand has adjustable legs for leveling and built-in 40,000 BTU L.P. burner, valve, hose and regulator (gas cylinder not included). Uses flat 24" x 30" pre and final filters.

41-1624	Complete Unit	\$ 1,530.00
41-1624-PRC	Pan, Filter Rack & Cover	780.00
41-1624-P	Pan Only	510.00
41-1624-C	Cover Only	135.00
41-1624-R	Filter Rack Only	145.00
41-1624-S	Stand Only	800.00



FINISHING

MAKE BOTTLE FILLING A BREEZE!



SMALL BOTTLE VACUUM FILLER

This is the fast and easy way to fill those small containers! Your syrup is drawn by vacuum to fill your containers to the proper level. Perfect for filling large quantities of small bottles. Simply release the handle when full. No messy overfills! No time-consuming clean-up!

41-0001	Vacuum Filler	\$ 1,340.00
---------	---------------	-------------

HANDY FILLER

This slim, light and mobile filler is ideal for hobby retailers. Easily switch between different bottle sizes. The syrup stops flowing when you lift the handle and break the vacuum, eliminating the mess of traditional manual fillers. Same fill level every time--with no mess!

41-0002	Handy Filler	\$ 499.95
---------	--------------	-----------



FILTER PRESSES

Rely on a filter press to simplify your filtering process. The filter press uses a pump to push your hot syrup through a series of banks and move it to any height for canning. Sparkling clear syrup in a short amount of time! All presses require the use of food-grade filter aid (D.E.) to assist in the filtering process. The filter aid coats the papers and keeps them clean and useful longer. For extended life of your press, consider upgrading from the standard gear pump to an air pump.

H₂O FILTER PRESS 10" FRAMES ON ROLLING STAND

PRICES INCLUDE S/S WHEELED BASE

40-1010-C-3A	3-Frame w/ air pump	\$ 2,750.00
40-1010-C-3E	3-Frame w/ elect. pump	2,600.00
40-1010-C-6A	6-Frame w/ air pump	\$ 3,550.00
40-1010-C-6E	6-Frame w/ elect. pump	3,500.00
40-1010-P-PL	Replacement Waffle Plate 10"	\$ 150.00
40-1010-P-FR	Replacement Frame, 10"	115.00
40-1010-P-ST	Stop Plate for 10" Frame	56.95

LEADER CLEAR FILTER PRESS-7.5" FRAMES

These 7½" plates and frames are made of clear plastic, letting you see the syrup as it goes through the press. Easy to see when the cavities are full and papers need changing! The plastic does not absorb heat from your syrup, keeping it hot, even when filtering small batches. Plus, frames can be handled with your bare hands. Unique stainless steel screens replace the typical waffle plate and give your papers superior support. 100% food grade!

40-1007.5-C-3H	3-Frame Hand Press	\$ 1,300.00
40-1007.5-C-3E	3 Frame w/ elect. pump	1,790.00
40-1007.5-B5	5 Frame, Bank only	1,540.00
40-1007.5-C-5A	5-Frame w/ air pump	2,600.00
40-1007.5-B10	10-Frame, Bank only	2,200.00
40-1007.5-C-10A	10-Frame w/ air pump	3,100.00
40-1007.5-P-PL	Replacement Plate w/ screen	\$ 68.95
40-1007.5-P-FR	Replacement Frame	24.75
40-1007.5-P-HEAD	End Plate, HEAD w/ insets	105.00
40-1007.5-P-TAIL	End Plate, "Tail"	85.95
40-1007.5-P-ST	Stop Plate, 7.5"	24.95

HAND PUMP FILTER PRESS-5" FRAMES

40-1005-HP	5-Frame Hand Press	\$ 995.00
------------	--------------------	-----------

FILTER PRESS ACCESSORIES

FILTER PRESS REPLACEMENT PUMPS

40-1000-P-E	Electric Syrup Pump w/ switch	\$ 510.00
40-1000-P-A	Diaphragm Air Pump Assembly	1,080.00

FILTER PRESS HOSE/U-TUBES

33-0075-SW	¾" Wire Hose (suction)	/ ft.	\$ 3.75
33-0075-P	¾" Polybraid Hose (discharge)	/ ft.	1.75
40-1000-U50	Stainless U-Tube ½"		18.50
40-1000-U75	Stainless U-Tube ¾"		18.50
40-1000-U100	Stainless U-Tube 1"		38.00

FILTER AID - FOOD GRADE

40-1050	Filter Aid, Dicalite	/ 50 lb. Bag	\$ 37.00
40-1050-10	Filter Aid, Dicalite	/ 10 lb. pail	17.50
40-2000-WH	30" Whisk for mixing		16.20
41-1164-P	24" Paddle for mixing		12.50

FILTER PRESS PAPERS

40-1005-P2	5" x 5"	/ pk 200	\$ 55.00
40-1007-P2	7" x 7"	/ pk 200	39.95
40-1007-P4	7" x 7"	/ pk 400	73.95
40-1007.5-P4	7.5" x 7.5"	/ pk 400	95.95
40-1010-P4	10" x 10"	/ pk 400	102..95

FINISHING



WATER JACKETED CANNERS

FILTER PRESS TANKS

Draw into these round bottom tanks from your evaporator and finisher to hold your hot syrup and add filter aid, prior to pumping through your press. High quality tig-welded stainless steel with bottom outlet for easy draining.

40-1212-R	Round Draw-Off Tank 15"D x 20"H (12 gal)	\$ 550.00
40-1212-R-WH	Wheel Support for 12 gal Tank	170.00
40-1225-R	Round Draw-Off Tank 21"D x 26"H (25 gal)	640.00
40-1225-R-WH	Wheel Support for 25 gal tank	175.00
40-1320-D2	Double Draw-Off Tank (20 Gal x 2) on wheels	\$ 1,690.00
40-1340-D2	Double Draw-Off Tank (40 Gal x 2) on wheels	2,100.00



WATER JACKETED CANNING UNITS

These double walled canning units are ideal for controlling the canning temperature of your syrup. The inner tank holds your syrup, while the outer tank is a water jacket with a 220 volt heating element to keep your syrup consistently at 180° for canning. All stainless steel construction. Tank includes sight glass to indicate inner syrup level, ¼" fitting for dial thermometer and ½" FPT fitting for valve (dial and valve not included.) Available in two sizes: 18 gallon and 40 gallon. Stand (sold separately) has an adjustable shelf, making canning into any size container quick and simple.

18 GALLON CANNING TANK (HEATING ELEMENT NOT INCLUDED)

41-3018	Double Wall Tank 19" x 27" x 13½"	\$ 2,050.00
41-3018-E3	3000 watt Heating Element	710.00
41-3018-E5	5000 watt Heating Element	1,070.00
41-3018-S	Canning Stand w/ Adjustable Shelf	830.00

40 GALLON CANNING TANK (2—4500W HEATING ELEMENTS INCLUDED)

41-3040	Double Wall Tank 19" x 36" x 25"	\$ 3,700.00
41-3040-S	Canning Stand w/ Adjustable Shelf	870.00

ROUND WATER-JACKETED BOTTLER

41-3040	12 Gal. 15"D x 20" H w/ 1 element	\$ 2,250.00
41-3040	35 Gal 23"D x 35"H w/ 2 Elements	4,100.00

CANNING THERMOMETER

42-0035-C	0-250° Therm—3" face, 6" stem	\$ 60.95
-----------	-------------------------------	----------



18 Gallon DW Canner



12 Gallon WJ Bottler

FINISHING


CANNING BALL VALVES

35-0050-SF	SS Full Flow ½" Ball Valve	\$ 17.50
35-8050-S	SS Nipple ½" close	2.50
35-0050-E	Copper Canning Elbow ½"	16.00
35-0050-E-S	Stainless Nozzle ½"	21.25

FILL-STOP DISPENSING VALVE

The Fill-Stop is back in a new design! Control your canning valve electronically with a push of the button to turn on and auto stop when the syrup reaches your set desired height. 110V. Perfect for easy, clean canning—bottle after bottle!

41-0100	Fill-Stop Dispense Valve	\$ 550.00
---------	--------------------------	-----------



40 Gallon
DW Canner

PLASTIC JUGS & TINS



NU CAN BARREL TINS

60-0016-A	500 ml Amber	Cs 12 /	\$ 24.00
60-0016-D	500 ml Dark	Cs 12 /	24.00



RED SNOW SCENE TINS

60-4032	Quart	EA	\$ 3.60	Cs 24 /	\$ 84.00
60-4016	Pint	EA	2.60	Cs 35 /	87.50
60-4008	Half Pint	EA	2.15	Cs 65 /	133.25



SUGARHILL PLASTIC JUGS—SUGAR BUSH SUNSET DESIGN

FULL CASE LOTS

Gallon	61-0128	Case 24	\$ 78.00
Half-Gallon	61-0064	Case 32	80.00
Quart	61-0032	Case 90	160.00
Pint	61-0016	Case 100	150.00
Half-Pint	61-0008	Case 100	145.00
100 ml (3.4 oz)	61-0003	Case 100	122.00

SMALL BAGGED LOTS

Gallon	61-1-0128	Bag 6	\$ 20.10
Half-Gallon	61-1-0064	Bag 6	15.60
Quart	61-1-0032	Bag 12	22.53
Pint	61-1-0016	Bag 12	19.20
Half-Pint	61-1-0008	Bag 12	18.60
100 ml (3.4 oz)	61-1-0003	Bag 12	15.84

EXTRA CAPS FOR SUGARHILL JUGS

61-1038-SH DZ / \$ 1.44

Please specify state when ordering

MICHIGAN
INDIANA
OHIO
ALL-STATE

CARTONS FOR PLASTIC JUGS

SINGLE CARTON—holds one jug

65-1128	Single Gallon	\$ 1.10
65-1064	Single Half-Gallon	1.05
65-1032	Single Quart	.90
65-1016	Single Pint	.90

MULTIPLES CARTON—holds multiple jugs

65-1128-4	Holds 4 Gallons	\$ 1.85
65-1064-6	Holds 6 Half-Gallons	1.85
65-1032-6	Holds 6 Quarts	1.50
65-1032-12	Holds 12 Quarts	1.50
65-1016-12	Holds 12 Pints	1.50
65-1008-12	Holds 12 Half-Pints	1.10
65-1003-48	Holds 48 100 ml	1.95

ASK ABOUT YOUR OWN PRIVATE LABEL DESIGN!

Showcase your syrup and simplify your packaging.

PACKAGING



MICHIGAN

INDIANA

OHIO

ALL-STATE

A ROUND STYLE

This bottle uses a standard 28/400 mm cap, included. Available in gold metal, black plastic or black flip. **No other caps can be used with these bottles.

62-0032-R	32 fl. oz.	28 mm gold metal	/ 12	\$ 15.00
62-0016-R	16 fl. oz.	28 mm gold metal	/ 12	11.60

B DECANTER STYLE

This bottle uses a standard 38/400 cap, included. Available in gold metal, black plastic or flip cap. Inquire for pricing.

62-0032-D	32 fl. oz.	38 mm gold metal	/ 12	\$ 24.00
62-0016-D	16 fl. oz.	38 mm gold metal	/ 12	10.25
62-0010-D	10 fl. oz.	38 mm gold metal	/ 12	9.90

C SYRUP OVAL WITH HANDLE STYLE

This bottle uses a 28mm Alcoa cap (black or gold), included. **No other caps will work with these bottles.

62-0016-SY	500ml	28 mm black TP	/12	\$ 17.60
62-0012-SY	12 fl. oz.	28 mm black TP	/ 12	10.25
62-0008-SY	8 fl. oz.	28 mm black TP	/ 12	9.25
62-0006-SY	6.4 fl. oz.	28 mm black TP	/ 12	14.00

D FLAT SALAD DRESSING STYLE

This bottle uses a standard 38/400 cap, included. Available in gold metal, black plastic or flip cap. Inquire for pricing.

62-0008-S	8 fl. oz.	38 mm gold metal	/ 12	10.95
-----------	-----------	------------------	------	-------

E FLASK STYLE

This bottle uses a unique 28mm tamper proof cap, included. **No other caps can be used with these bottles.

62-0012-FL	375 ml	28 mm black TE	/ 12	\$ 16.25
62-0006-FL	200 ml	28 mm black TE	/12	9.30

F BBQ RING NECK STYLE

This bottle uses a standard 38/400 cap, included. Available in gold metal, black plastic or flip cap. Inquire for pricing.

62-0012-B	12 fl. oz.	38 mm gold metal	/ 12	\$ 9.30
-----------	------------	------------------	------	---------

G STOUT STYLE

This bottle uses a standard 38/400 cap, included. Available in gold metal, black plastic or flip cap. Inquire for pricing. Quart uses a 48 mm cap, available in gold metal or white plastic.

62-0032-ST	32 fl. oz.	48 mm gold metal	/ 12	\$ 17.45
62-0016-ST	16 fl. oz.	38 mm gold metal	/ 12	10.50
62-0012-ST	12 fl. oz.	38 mm gold metal	/ 12	9.55
62-0008-ST	8 fl. oz.	38 mm gold metal	/12	9.05

H GALLONE STYLE

The gallon and half gallon Gallone bottles use a standard 38/400 cap, included. Available in gold metal, black plastic or flip cap. Inquire for pricing.

62-0128-G	128 fl. oz.	38 mm gold metal	/ 4	\$16.75
62-0064-G	64 fl. oz.	38 mm gold metal	/ 6	13.20

The small Gallone bottles use a 31mm black standard or tamper evident plastic cap, included.

62-0032-G	1000 ml	31 mm black PL	/ 6	17.50
62-0016-G	500 ml	31 mm black PL	/ 12	21.60
62-0008-G	250 ml	31 mm black PL	/ 12	16.90

ALL CONTAINER PRICES INCLUDE CAPS.

Prices are given for the standard cap. Other styles may be available. Inquire for pricing.



SPECIALTY GLASS BOTTLES



I MAPLE LEAF

The 750 and 500 ml leaves use a unique 28 mm gold plastic tamper evident cap, included. The 250 and 100 ml leaf bottles use a 24 mm cap and the 50 ml leaf uses an 18 mm cap. **No other caps can be used with these bottles.

62-0024-L	750 ml	28 mm gold PL	/ 6	\$ 33.95
62-0016-L	500 ml	28 mm gold PL	/12	55.95
62-0008-L	250 ml	24 mm gold PL	/12	38.95
62-0004-L	100 ml	24 mm gold PL	/12	25.95
62-0002-L	50 ml	18 mm gold PL	/ 48	76.80

J MARASCA STYLE

This bottles use a 31 mm black plastic cap (standard or tamper-evident), included. (100 ml uses a 24 mm gold plastic T/E cap.) **No other caps can be used with these bottles.

62-0016-M	500 ml	31 mm black PL	/ 12	\$ 16.80
62-0008-M	250 ml	31 mm black PL	/ 12	12.00
62-0004-M	100 ml	24 mm gold PL	/ 24	19.30

K ETCHED MARASCA STYLE

This bottles use a standard or tamper-evident 31 mm black plastic cap, included.

62-0016-M-E-T	500 ml	Etched Trees	/ 12	\$ 47.85
62-0016-M-E-L	500 ml	Etched Leaves	/ 12	47.85
62-0008-M-E-T	250 ml	Etched Trees	/ 12	\$ 44.25
62-0008-M-E-L	250 ml	Etched Leaves	/ 12	44.25

L FOLIA LEAF EMBOSSED STYLE

This bottle use a standard 28 mm cap, included. Available in black plastic, black flip or gold metal. **No other caps can be used with these bottles.

62-0016-F	500 ml	28 mm black PL	/ 16	\$ 39.50
62-0008-F	250 ml	28 mm black PL	/ 12	18.00

M GALLONE LEAF EMBOSSED STYLE

This bottle uses a unique 28 mm gold plastic tamper evident cap, included. **No other caps can be used with these bottles.

62-0008-G-E	250 ml	28 mm gold PL	/ 20	\$ 39.95
-------------	--------	---------------	------	----------

N NORDIC STYLE

This bottle uses a standard 28/400 mm cap, included. Available in black plastic, black flip or gold metal. **No other caps can be used with these bottles.

62-0008-N	250 ml	28 mm black PL	/ 12	\$ 15.00
-----------	--------	----------------	------	----------

O CHALET STYLE

This bottle uses a unique 28 mm gold plastic tamper evident cap, included. **No other caps can be used with these bottles.

62-0008-C	250 ml	28 mm gold PL	/ 12	\$ 29.60
-----------	--------	---------------	------	----------

P BASQUAISE STYLE

This bottles use a 31 mm black plastic cap (standard or tamper-evident), included. **No other caps can be used with these bottles.

62-0008-B	250 ml	28 mm gold PL	/ 12	23.85
-----------	--------	---------------	------	-------

Q BASQUAISE ETCHED STYLE—250ML

This bottles use a 31 mm black plastic cap (standard or tamper-evident), included. **No other caps can be used with these bottles.

Specify Etching Design	/ 12	\$ 40.25
-------------------------------	------	----------

62-0008-B-EL	Leaf
62-0008-B-EIN	Indiana
62-0008-B-EMI	Michigan
62-0008-B-EMI-L	Michigan w/ Leaf
62-0008-B-EO	Ohio
62-0008-B-ED	Deer

Custom designs available. Inquire for pricing.

**ALL CONTAINER PRICES
INCLUDE CAPS.**

Prices are given for the standard cap. Other styles may be available. Inquire for pricing.

SAMPLER & UTILITY BOTTLES



SMALL SAMPLER BOTTLES

1	62-0002-M	Marasca	60 ml	each	\$.70
				case 48	\$ 28.80
2	62-0002-BELL	Bellolio	50 ml	each	1.70
				case 100	160.00
3	62-0002-B	Bordo	50 ml	each	0.60
				case 96	48.00
4	62-0002-N	Nordic	50 ml	each	.70
				case 96	57.60
5	62-0002-L	Leaf	50 ml	each	1.70
				case 48	76.80
6	62-0002-R	Round	2 oz.	each	.60
				case 80	40.00
7	62-0002-G	Gallone	50 ml	each	0.96
				case 96	82.50
8	62-0002-S	Sampler	1.5 oz.	each	0.54
				case 160	70.50
9	62-0001-SQ	Square	1 oz.	each	0.90
		(Extra Bottle for Grade Sets)		12	9.60
				case 288	187.20
10	62-0002-MOD	Modern	50 ml	each	.95
				case 50	45.00

UTILITY FOOD JARS

T WOOLY STYLE BOTTLE

This bottle uses a standard 28/400 mm cap, included. Available in gold metal, black plastic or black plastic flip cap.

62-0008-W	8 fl. oz.	28 mm gold metal	/ 12	\$ 8.50
62-0005-W	5 fl. oz.	28 mm gold metal	/ 12	8.40

U ARTISINAL STYLE JAR

This bottle uses a unique 70 mm silver deep lug cap, included. **No other caps can be used with these bottles.

62-0025-A-SD	25 fl. oz.	70 mm Lug Silver	/ 6	\$ 7.30
--------------	------------	------------------	-----	---------

V MAYO STYLE BOTTLE

These bottles use a 1 piece 70 mm cap gold metal cap. Specify with or without button (hot fill indicator).

62-0032-MAYO	32 fl. oz.	70 mm CT Gold**	/ 12	\$ 12.75
62-0016-MAYO	16 fl. oz.	70 mm CT Gold**	/ 12	10.50
62-0012-MAYO	12 fl. oz.	70 mm CT Gold**	/ 12	9.30

W MASON STYLE JAR

These bottles use a 1 piece 70 mm cap gold metal cap. Specify with or without button (hot fill indicator).

62-0025-M-SQ	25 fl. oz.	70 mm CT Gold**	/ 12	\$ 12.00
62-0016-M-SQ	16 fl. oz.	70 mm CT Gold**	/ 12	12.25
62-0008-M-SQ	8 fl. oz.	70 mm CT Gold**	/ 12	10.75
62-0008-M-J	8 oz. jelly	70 mm CT Gold**	/ 12/	10.25
62-0004-M-J	4 oz. jelly	70 mm CT Gold**	12 /	9.50

*All Glass Prices Include Caps.

517-349-5185

HONEY BOTTLES

R CLASSIC GLASS HONEY JAR

62-0032-H	2 lb.	63 mm Gold	/ 12	\$ 22.60
62-0016-H	1 lb.	48 mm Gold	/ 12	14.35
62-0008-H	½ lb.	48 mm Gold	/ 24	27.60
62-1063-400-G		63 mm Gold Metal cap	/ dz	\$ 5.95
62-1063-400-W		63 mm White PL cap	/ dz	2.80
62-1048-400-G		48 mm Gold Metal cap	/ dz	3.65
62-1048-400-W		48 mm White PL cap	/ dz	1.85

S CLEAR PET HONEY BEARS

61-HB-0024	24 oz.	38 mm Yellow Flip	/ 12	\$ 9.82
			case 195	140.00
61-HB-0012	12 oz.	38 mm Yellow Flip	/ 12	7.70
			case 400	216.80
61-HB-0008	8 oz.	38 mm Yellow Flip	/ 12	7.35
			case 525	268.90
61-HB-0002	2 oz.	24 mm Yellow	/ 12	6.00
			case 160	64.00
			case 800	320.00
62-1038-400-Y	Yellow 38 mm Flip Cap, Bears	/ 12	\$ 2.45	
62-1024-410-Y	Yellow 24 mm PL Cap, Bears	/ 12	1.44	

CLEAR SHRINK BANDS FOR C CANNING/HONEY JARS

62-2070	Bands for 70mm CT Gold	/ 250	\$ 9.65
62-2063-H	Bands for 2 lb Honey Classic	/ 250	8.00
62-2048	Bands for ½ or 1 lb Honey Classic	/ 250	7.00



PACKAGING

INFO@SBSMAPLE.COM

35

GLASS ACCESSORIES & BULK STORAGE



EXTRA GLASS CAPS (PRICED PER DOZEN)

62-1018-VB-G	18 mm Gold Plastic TE	\$ 2.40	62-1031-TE-B	31 mm Black Plastic TE	\$ 2.25
62-1018-400-B	18 mm Black Plastic	1.00	62-1033-400-W	33 mm White Plastic (Sample SQ)	1.44
62-1018-TE-K-B	18 mm Black Plastic TE Kerr	2.50	62-1038-400-G	38 mm Gold Metal 400	2.40
62-1018-TE-K-G	18 mm Gold Plastic TE Kerr	2.50	62-1038-400-B	38 mm Black Plastic 400	1.44
62-1020-400-B	20 mm Black Plastic	1.20	62-1038-400-FLP	38 mm White Plastic Flip	2.60
62-1024-VB-G	24 mm Gold Plastic TE (Leaf)	2.25	62-1043-CT-G	43 mm Gold Metal CT (Sampler)	1.44
62-1028-400-B	28 mm Black Plastic 400	1.50	62-1048-400-G	48 mm Gold Metal 400	3.65
62-1028-400-B-FL	28 mm Black Plastic Flip, 28/400	1.60	62-1048-400-W	48 mm White Plastic 400	1.85
62-1028-400-G	28 mm Gold Metal 400	2.30	62-1058-400-G	58 mm Gold Metal 400	3.35
62-1028-TE-B	28 mm Black Plastic TE Alcoa	1.50	62-1063-400-G	63 mm Gold Metal 400	5.95
62-1028-TE-G	28 mm Gold Plastic TE Alcoa	1.50	63-1063-400-W	63 mm White Plastic 400	2.80
62-1028-TE-K-B	28 mm Black Plastic TE Kerr	1.50	62-1070-400-G	70 mm Gold Metal 70/400	3.75
62-1028-TE-K-G	28 mm Gold Plastic TE Kerr	1.50	62-1070G-G-NB	70 mm Gold Metal, No Button	2.70
62-1028-VB-G	28 mm Gold Plastic TE (Leaf)	2.40	62-1070G-G-B	70 mm Gold Metal w/ Button	2.70
62-1031-400-B	31 mm Black Plastic 400	2.20	62-1070-L-S	70 mm Silver Metal Lug (Artisinal)	3.46

There are many cap options. Your glass and cap sizes and threads must match, so please ask for help to ensure you get the caps you need!

CLEAR SHRINK BANDS

62-2028	Bands for 28 mm Metal Cap	/ 250	\$ 5.75
62-2028-PL	Bands for 28 mm Plastic Cap	/ 144	6.75
62-2038	Bands for 38 mm Metal Cap	/ 250	6.75
62-2038-LG	Bands for 38 mm (for Decanter Qt)	/ 144	6.75
62-2048	Bands for 48 mm (for Stout Qt)	/ 250	7.00
62-2063-H	Bands for 63 mm (for 2# Honey)	/ 250	8.00
62-2070	Bands for 70 mm Metal Lid	/ 250	9.65

SEALING WAX

62-3001-C	Copper Wax Beads	/ 1 lb.	\$ 20.50
62-3001-GD	Gold Wax Beads	/ 1 lb.	20.50
62-3001-R	Red Wax Block	/ 1 lb.	17.75

PAPER SAMPLE CUPS

50-0300	Paper Sample cup ½ oz	250 /	\$ 4.50
50-0301	Paper Sample cup 1 oz	250 /	5.00



BULK CONTAINERS

BULK PLASTIC CONTAINERS

61-0128-C	Gallon Jug w/ cap	pack 4 /	\$ 7.55
61-2500	2½ Gallon Jug w/ cap	pack 2 /	10.50
61-5003	5 Gallon Square w/ cap	each /	14.50
61-5000	5 Gallon White Pail	each /	\$ 7.00
61-5001	Cover, 5 Gallon Pail	each /	2.15

FOOD GRADE SYRUP DRUMS

64-0055	Steel w/ FDA lining—55 Gallon	\$ 95.00
64-0055-O	Steel Open Recond. w/ FDA—55 Gal	110.00
64-0040-S-1	Stainless 40 Gal Drum—1 bung	\$ 260.00
64-0055-S	Stainless 55 Gal—1 bung	290.00
64-0104	Drum Bung Wrench, Aluminum	\$ 28.00



ADDRESS LABELS FOR YOUR CONTAINERS

Customize up to 4 lines of text on this 1/2" x 2" label. Meet the labeling law while directing customers back to you!

Sugar Bush Supplies Co.
2611 Okemos Rd.
Mason, MI 48854
517-349-5185

SPECIFY STOCK & INK COLOR:

50-0005-CB	Clear w/ black print
50-0005-CW	Clear w/ white print
50-0005-G	Gold w/ black print
50-0005-W	White w/ black print

Quantity	100 /	\$ 8.00
Options	250 /	12.50
	500 /	20.00
	1000 /	36.00

SMALL PRODUCER LABELS

This label provides the required language for the small producer licensing exemption in Michigan.
Pressure sensitive: 1/2" x 2".

Produced in a facility not inspected by the Michigan Department of Agriculture

SPECIFY STOCK COLOR:

50-0006-CB	Clear w/ black print	100 /	\$ 5.00
50-0006-CW	Clear w/ white print	100 /	5.00
50-0006-G	Gold w/ black print	100 /	5.00
50-0006-W	White w/ black print	100 /	5.00

GLASS BOTTLE LABELS

SOLID COLOR LABELS

		PRICE/100
50-0025	Red Leaf Maple Syrup	approx. 2 x 2 \$ 10.00
50-0401	Sugarbush Sunset Arch	*P 2 7/8 x 3 1/4 10.00
50-0401-MI	Sunset Arch—Michigan	*P 2 7/8 x 3 1/4 10.00
50-0411	Leaves Arch—Orange	*P 2 7/8 x 3 1/4 10.00
50-0421	Leaves Arch—Green	*P 2 7/8 x 3 1/4 10.00
50-0431	Log Cabin Arch	*P 2 7/8 x 3 1/4 10.00
50-0402	Sugarbush Sunset—Small	*P 4 x 2 13.00
50-0402-MI	Sunset Small—Michigan	*P 4 x 2 13.00
50-0403	Sugarbush Sunset—Large	*P 4 1/2 x 2 3/4 13.00
50-0403-MI	Sunset Large—Michigan	*P 4 1/2 x 2 3/4 13.00
50-0423	Green Leaf—Small	*P 2 1/4 x 2 5/8 10.00
50-0490	Green Leaf—Large	*P 3 x 3 10.00

50-0055	Nutritional Label—White	1 3/4 x 2 3/4 \$ 6.00
50-0055-C	Nutritional Label—Clear w/ white	1 3/4 x 2 3/4 6.00

CLEAR OVAL LABELS

		PRICE/100
50-0016	Clear Leaf 40 ml	*P 2 1/8 x 1 3/8 \$ 7.00
50-0017	Clear Leaf 50 ml	*P 2 1/8 x 1 3/8 10.00
50-0018	Clear Leaf 100 ml	*P 2 3/4 x 1 3/4 10.00
50-0019	Clear Leaf 250 ml	*P 2 1/4 x 3 1/8 10.00
50-0036	Clear "Great Lakes"	*P 2 1/4 x 3 1/8 10.00
50-0037	Clear "Autumn Leaf"	*P 2 1/4 x 3 1/8 10.00
50-0037-MI	Clear "Autumn Leaf"—MI	*P 2 1/4 x 3 1/8 10.00




Clear #37
Michigan w/ imprint

Clear #18
w/ imprint

Customized
17 Clear

Clear #36
Great Lakes
w/ imprint

44




HANG TAGS & GIFT CARDS

50-0044	Leaf Die-cut Hang Tag—1 1/2" x 2 1/2" (per 100)	\$ 12.50
50-0044-L	Gold Stretch Loop w/ bow 6" (per 50)	4.00
50-0044-L-S	Gold Stretch Loop w/ bow--small (per 50)	4.00

517-349-5185

ALL LABELS PRICED PER HUNDRED



55
Nutrition labels now
available in white
or clear stock.

PACKAGING


*P LABEL PERSONALIZATION

All labels designated with *P (above) may be personalized (for example: name, address, etc.). Personalization is billed in addition to the cost of the label. Special requests may incur additional design charges and rush jobs (put ahead of previous orders) will incur an additional "Rush Imprint Fee." Typical delivery in 1-2 weeks.

Set Up Fee (one time fee—initial set-up or design change)	\$ 6.00
Personalization Fee (per 100 labels imprinted)	6.00
Rush Imprint Fee	20.00

INFO@SBMAPLE.COM

37



GRANULATED SUGAR CONTAINERS

PET PLASTIC SHAKERS /JARS

50-0232	32 oz. Gripper	12 /	\$18.36	105 /	\$ 150.15
50-0216	16 oz. Shaker	12 /	12.00	131 /	117.90
50-0208	8 oz. Shaker	12 /	9.60	261 /	182.70
50-0207	3.5 oz. Shaker	12 /	6.50	168 /	80.00

* Caps available in white or black. Please specify preference.

CLEAR SHRINK BANDS FOR SHAKERS

62-2063	Bands for 63 mm 16 oz Shaker	250 /	\$ 11.25
62-2053	Bands for 53 mm 8 oz Shaker	250 /	10.50
62-2038-LG	Bands for 3.5 oz. Shaker	144 /	6.75

VERMONT TEMPORARY MAPLE SYRUP GRADING KIT

Kit contains 3 bottles with standards w/ empty bottle for comparison.

40-2100	2021 Temporary Grade Kit	\$ 30.00
62-0001-SQ	Extra Sampling Bottles 1 oz.	12 / 9.60

HANNA GRADE CHECKER

Compact, portable design gives you a quick, accurate digital reading with a simple one-button operation. Glycerol calibration solution included.

40-2300	Hanna HI759 Grade Checker	\$ 71.50
---------	---------------------------	----------

LOVIBOND 2000 COMPARATOR

Disk with grade standards to visually compare to a syrup sample.

40-2000	Comparator (includes disk and sampling bottle)	\$ 300.00
40-2000-D	Replacement Disk	290.00
40-2001	Replacement Sampling Bottle	125.00

GRADING LABELS

50-0011-G	Grade Label—GOLDEN—roll of 500	\$ 6.50
50-0011-A	Grade Label—AMBER—roll of 500	6.50
50-0011-D	Grade Label—DARK—roll of 500	6.50
50-0011-VD	Grade Label—VERY DARK—roll of 500	6.50



Shown Actual Size
1" Round.

MAPLE CREAM MACHINES

Consumers can't get enough of this delicious value-added product! These machines makes quick work of the normally tedious process!

LEADER MAPLE CREAM MACHINE


This paddle mixer is perfect for small or large batches. Large 16" cream pan and fully adjustable SS paddles driven by a ¼ hp motor. Also great for granulated maple sugar and maple nuts!

70-7500	Maple Cream Machine—complete	\$ 2,050.00
---------	------------------------------	-------------

H2O MAPLE CREAM MIXER

The H2O gear-driven Maple Cream Mixer transforms your prepared syrup to cream in just minutes. Three gallon capacity and 1 hp pump. The removable and graduated funnel makes this unit easy to disassemble and clean. Making cream has never been easier!

70-7601	Maple Cream Mixer	\$ 3,000.00
---------	-------------------	-------------



RUBBER MOLDS FOR MOLDED MAPLE SUGAR

Pliable rubber Molds ideal for sugar-making.
Other molds available by special order—just ask.

		No. of cavities	
50-1056	Heart	15	\$ 27.25
50-1086A	Small Heart	20	21.50
50-1131	Standing Bear	7	27.25
50-1165	Log Cabin	14	27.25
50-1470	Grad Cap	20	21.50
50-1236	Bucket	16	21.50
50-1268	Fish	16	21.50
50-1347	Star	40	29.50
50-1528	Farm Animals	12	21.50
50-1531-6	Michigan (approx. 1.5 oz.)	6	21.50

MAPLE LEAF MOLDS

50-1292	¼ oz. leaf	240	\$ 105.00
50-1243	½ oz. leaf	20	21.50
50-1301	¾ oz. leaf	160	105.00
50-1138	1 oz. leaf	12	21.50
50-1204	1 oz. leaf	72	105.00
50-1137	2 oz. leaf	8	27.25

SEASONAL MOLDS

50-1095	Sm. Easter Bunny	20	\$ 21.50
50-1450	Easter Ass't.	16	21.50
50-1143	Lg. Santa	16	27.25
50-1297	Snowman	16	27.25
50-1144	Lg. Christmas Tree	16	27.25
50-1148	Sm. Christmas Tree	20	27.25
50-1477	Snowflake	20	21.50
50-1451	Christmas Ass't.	16	21.50

PLASTIC MOLDS FOR HARD CANDIES

50-HC-13033	Maple Leaf (2")	8	3.75
50-HC-13131	Maple Leaf Sucker (2")	5	3.75
50-HC-13111	Maple Leaf (2½")	6	3.75

Inquire about more mold designs available.

50-2001-SH	Sucker Sticks Short 3¾"	/ 100	\$ 3.00
50-2001	Sucker Sticks Long 4½"	/ 100	3.00

MAPLE CREAM CONTAINERS

GLASS JARS

62-0016-SR	Round 16 oz (Black 82mm Lug)		
	(holds 24 oz maple cream)	12 /	\$ 7.70
62-0009-SR	Round 9 oz (Gold 70mm)		
	(holds 12 oz maple cream)	12 /	9.85
62-0004-SR	Round 4 oz (Gold 58mm)		
	(holds 6 oz maple cream)	24 /	16.80


PLASTIC CREAM CONTAINERS

50-0408	Sugarhill Jar—½ lb.	12 /	\$ 21.60
		150 /	255.00
50-0416	Sugarhill Jar— 1 lb.	12 /	24.00
		125 /	237.50



MAPLE SUGAR LABELS

50-0026	Red Leaf Maple Sugar Label 2" x 2"	100 /	\$ 10.00
50-0424	Green Leaf—Maple Sugar *2¼" x 2½"	100 /	10.00
50-0057	Fold-over Card* Folds to 3" x 1½"	100 /	12.00



* Can be personalized.
See Page 37 for details.

CANDY FUNNELS

50-2010-T	Plastic funnel w/ trigger control	\$ 10.50
50-2010-SS	SS Funnel w/ handle—5¾"	14.00
50-2011-SS	SS funnel w/ trigger control	30.00



DIGITAL SCALE

42-0900	\$ 35.00
---------	----------

MAPLE SUGAR MACHINE

Value-added products increase profits on your top grade syrups! Our sugar stirring and dispensing machine takes all the work out of the labor intensive job of candy making. Stainless steel construction. Powered by a gear reduction motor. Can also be used for small batches of maple cream.

70-8000	Maple Sugar Machine
	\$ 2,250.00



PACKAGING



Detail of Vinyl Candy Box Imprint



Candy Box Inserts



MAPLE SUGAR BOXES

PAPER WRAPPED CANDY BOXES

PAPER WRAPPED 2 PC.—ORANGE LEAF TOP/WHITE BOTTOM

50-0106-L	½ lb. Orange Leaves 2-part	each	\$.85
	Dimension: 7½" x 5" x ¾"	case 126	100.80
50-0107-L	¼ lb. Orange Leaves 2-part	each	.80
	Dimension: 4½" x 3½" x ¾"	case 204	153.00

KRAFT WINDOW 1-PIECE FOLD-UP

50-0104-K	Kraft Window (4 pc.) w/ closure stickers	/ 25	\$ 5.00
	Dimension: 2¾" x 1¾" x 2¼"		

FOLD-UP TOTE (1 PC.) W/ TREE WINDOW/HANDLE

50-0151	Green w/ Christmas Tree Window	each	\$ 1.50
	Dimension: 3½" x 1¼" x 5¾"		

VINYL CANDY BOXES

VINYL 2 PC.—COPPER IMPRINTED TOP/BROWN PAPER BOTTOM

50-0106-V	½ lb. Clear Vinyl—copper imprint	each	\$ 1.40
	Dimension: 7¼" x 4½" x 1"	case 245	330.75
50-0145	Gold Insert for ½ lb. Clear Vinyl Box	/ 25	16.25
50-0135	Gold Stretch Loop for ½ lb. Box—18"	/ 50	4.50
50-0107-V	¼ lb. Clear Vinyl—copper imprint	each	\$ 1.32
	Dimension: 4½" x 3½" x 1"	case 215	273.05
50-0140	Gold Insert for ¼ lb. Clear Vinyl Box	/ 25	13.25
50-0130	Gold Stretch Loop for ¼ lb. Box—14"	/ 50	4.00

VINYL CLEAR 1-PIECE FOLD-UP

50-0104-C	Clear Vinyl (4 pc.) w/ closure stickers	/ 25	\$ 7.50
	Dimension: 2¾" x 1¾" x 2¼"		

PAPER LINERS FOR SUGAR BOXES

	Specify color and size desired.	/ 100	\$ 1.50
		/ 1000	12.00
50-0110B	Small Brown Paper Cup—1¼" diam.		
50-0110B-G	Small Brown w/ Gold Stripes—1 ¾" diam.		
50-0110W	Small White Paper Cup—1⅝" diam.		
50-0110G	Small Green Paper Cup—1¼" diam.		
50-0120B	Large Brown Paper Cup—1¾" diam.		
50-0120R	Large Red Paper Cup—1¾" diam.		

FOLD-OVER CARD FOR CELLO BAGS

50-0057	Maple Sugar Fold-over Card	/ 100	\$ 12.00
	Folded Dimension: 3" W x 1½" H		
	Personalization on Card *	/ 100	\$ 6.00

* See Page 37 for personalization details.

SPECIALTY FOOD BAGS

POLY BAGS—FLAT

50-0201-N	1 oz. narrow (cello)	1 ¾" x 4"	/ 100	\$ 5.25
50-0201-NP	1 oz. narrow	2" x 3"	/ 100	3.50
50-0201-P	1 oz. flat	3" x 4"	/ 100	3.50
50-0202-FP	¼ lb. flat	3" x 5 ½"	/ 100	5.00
50-0203-FP	½ lb. flat	4 ¾" x 6 ¾"	/ 100	6.40

POLY BAGS—GUSSETED

50-0202	¼ lb. gusset	2 ½" x 1" x 6"	/ 100	\$ 5.00
50-0203	½ lb. gusset (cello)	3" x 1 ¾" x 6 ¾"	/ 100	6.30

STAND UP CELLO—RED

50-0204-R-M	Red Gusset Bag	2 ½" x 1 ¾" x 10¾"	/ 100	\$ 28.00
-------------	----------------	--------------------	-------	----------

STAND UP ZIP POUCH W/ WINDOW (LINED)

50-0172	16 oz. Kraft	6 ¾" x 4" x 11 ½"	/ 25	\$ 12.00
	Hold 2 lbs. granulated sugar			
50-0171	8 oz. Kraft	6" x 3 ½" x 9"	/ 25	9.50
	Hold 1 lb. granulated sugar			
50-0170	4 oz. Kraft	5 ¼" x 3 ¼" x 8 ¼"	/ 25	7.80
	Hold ½ lb. granulated sugar			

FOLD UP GIFT BOXES—"Pure Maple Products"

50-0100	White Gift Box—Shallow 12" x 8" x 3¼" OD	\$ 1.25
50-0100-D	White Gift Box—Deep 12" x 8" x 4½" OD	1.50
50-0100-S	Shipper for Shallow Gift Box 12" x 8" x 3¼" ID	\$.80
50-0100-D-S	Shipper for Deep Gift Box 12" x 8" x 4½" ID	.80

GIFT BOX / BASKET FILLER

50-0510	Natural Kraft Krinkle Fill	/ lb	\$ 4.50
50-0511	Natural Kraft Shred Fill	/ lb	4.50
50-0512	Dark Green Paper Shred Fill	/ lb	5.00
50-0500	Green Cello Grass Fill	/ lb	3.00

RIBBONS FOR GIFT BOXES

50-0125	Raffia Ribbon—100 yd	\$ 4.25
---------	----------------------	---------

Specify: Copper, Gold, Green, Kraft, Orange, Red, Terra Cotta

MAPLE SIGNS

HORIZONTAL SIGNS— 2 SIDED, 24" X 18"

PURE MAPLE SYRUP

55-S-0200-G	COREX GREEN	\$ 22.50
55-S-0300-G	ALUMICOR GREEN	\$ 38.50
55-S-0200-R	COREX RED	22.50
55-S-0300-R	ALUMICOR RED	38.50

PURE MAPLE PRODUCTS

55-S-0202-G	COREX GREEN	\$ 22.50
55-S-0202-R	COREX RED	22.50
55-S-0202-L	Vinyl lettering for your state (per side)	\$ 5.00

VERTICAL SIGNS— 2 SIDED, 18" X 24"

PURE MAPLE SYRUP

55-S-0203-G	COREX GREEN	\$ 22.50
55-S-0303-G	ALUMICORR GREEN	\$ 38.50
55-S-0203-R	COREX RED	22.50
55-S-0303-R	ALUMICOR RED	38.50
55-S-0203-W	COREX WHITE	22.50
55-S-0303-W	ALUMICOR WHITE	38.50
55-S-0202-L	Vinyl lettering for your state (per side)	\$ 5.00

METAL SIGNS—PURE MAPLE SYRUP

55-S-0204	ALL-STATE Green - 2 sided—18" x 24"	\$ 77.95
55-S-0204-IN	INDIANA Green - 2 sided—18" x 24"	77.95
55-S-0204-MI	MICHIGAN Green - 2 sided—18" x 24"	77.95
55-S-0204-OH	OHIO Green - 2 sided—18" x 24"	77.95
55-S-0204-PA	PENNSYLVANIA - 2 sided 18" x 24"	77.95

Ask about other states!



Metal Sign
55-S-0204-MI



SYRUP PRODUCTION

How to Make Maple Syrup (Anderson)		
55-P-0104	Soft Cover	\$ 9.95
Making Maple Syrup (N. Perrin)		
55-P-0101	Soft Cover	3.95
Backyard Sugarin' (R. Mann)		
55-P-0101-B	Soft Cover	10.95
Maple on Tap: Making Your Own Maple Syrup		
55-P-0103	Soft Cover	14.00
North American Maple Syrup Producers Manual (3rd Ed.)		
55-P-0106-3	Spiral Bound SC	50.00
NY Maple Tubing & Vacuum Notebook (Cornell University)		
55-P-0122-C	Binder	25.00
Maple Confections Notebook (Cornell University)		
55-P-0110	Binder	25.00




MAPLE—GENERAL INTEREST

Sweet Maple: Backyard Sugarmaking from Tap to Table		
55-G-0102	Soft Cover	\$ 22.95
Maple Sugar: From Sap to Syrup (T. Herd)		
55-G-0105	Soft Cover	12.95
The Maple Syrup Book (Eagleson & Hasner)		
55-G-0109-SC	Soft Cover	19.95
The Maple Sugar Book (Nearing)		
55-G-0118	Soft Cover	20.00
Maple Sugaring in New Hampshire (Lassonde)		
55-G-0120	Soft Cover	20.00
Maple Spouts, Spiles, Taps & Tools (Mattoon)		
55-G-0111	Soft Cover	29.95
Wild Sugar: The Pleasures of Making Maple Syrup		
55-G-0109	Soft Cover	12.95

CHILDREN'S BOOKS

Sugarbush Spring (M. Chall)		
55-C-0108-H	Hard Cover	\$ 16.00
Maple Moon (C. Brummel Crook)		
55-C-0113	Soft Cover	7.50
Sugar Snow (Laura Ingalls Wilder)		
55-C-0111	Soft Cover	7.00
Sugaring (Haas)		
55-C-0107-S	Hard Cover	15.00
If You Give a Pig a Pancake (L. Numeroff)		
55-C-0102	Hard Cover	15.99
Maple Syrup from the Sugarhouse (L. Knowlton)		
55-C-0112	Hard Cover	13.99
Curious George Makes Maple Syrup		
55-C-0109-G	Soft Cover	3.99
How to Tap a Maple		
55-C-0104	Soft Cover	9.95
55-C-0104-A	Activity Book	2.95
The Sugar Shack		
55-C-0115	Soft Cover	8.00





MAPLE SYRUP COOKBOOKS

55-R-0110	Michigan Maple Syrup Assoc Booklet	\$ 1.00
55-R-0101	Very Maple Syrup Cookbook	5.95
55-R-0108	Just Naturally Sweet: Honey, Molasses, Sorghum & Maple Syrup Recipes	3.95
55-R-0120	Hoosier Maple Recipes (IMSA)—Spiral Bound	6.00
55-R-0106	Maple Syrup, Farmstand Favorites—Soft cover	8.95
55-R-0107	Modern Maple—soft cover	14.95
55-R-0111-3	Maple Syrup Cookbook—K. Haedrich 3rd Ed.	14.95
55-R-0103	Sweet Nature: Hard cover a cook's guide to using honey and maple syrup	21.95
55-R-0114	Maple Syrup: 40 Tried & True Recipes—SC	15.95
55-R-0115	Maple Syrup Recipes: Hurry Hill Maple (flip)	22.50

COLORING AND ACTIVITY BOOKS

55-C-0103	Welcome to Our Sugarhouse Coloring Book	each \$ 1.00
		cs 96 76.80
55-C-0105	Maple Syrup Activity Book (Cornell)	each 1.25
		cs 140 147.00
55-C-0106	Maple Weekend Coloring Book (Cornell)	each 1.25
		cs 150 157.50

TEMPORARY TATTOOS

80-4000	Maple Syrup Makes Life Sweet	/ 100 \$ 10.00
---------	------------------------------	----------------



Temporary
Tattoo
2" x 2"

MAPLE MAGNETS, STICKERS

	MAGNET	STICKER	MINI STICKER
I'd Tap That	80-4200 \$ 6.00	80-4100 \$ 4.00	80-4100-M \$ 3.00
Life's Too Short for Fake Maple Syrup	80-4201 6.00	80-4101 4.00	80-4101-M 3.00
Sap Happens		80-4102 4.00	80-4102-M 3.00
There Better Be Maple Syrup		80-4103 4.00	
What's Your Superpower (bumper sticker)		80-4104 6.00	
Sugar Mama			80-4105-M \$ 3.00
Sugar Daddy			80-4106-M 3.00




72-0001	"I'd Tap That" Shot Glass	\$ 6.00
72-0002	"I'd Tap That" Pint Glass	9.00
80-4301	Koozie (3 styles) Specify: I'd Tap That, Sugar Mama, Sugar Daddy	\$ 6.00
72-8301	Sugar Sugar Puzzle (1000 pc.)	\$ 19.75

MAPLE STAINED GLASS

72-7001	Small Leaf (approx. 4" x 4")	\$ 22.00
72-7002	Medium Leaf (approx. 5½" x 5½")	27.00
72-7003	Large Leaf (approx. 8" x 8")	37.00
72-7010	Single Quilt Panel (6¾" x 6¾")	45.00
72-7014	Maple Quilt 4 Panel (12¼" x 12¼")	98.00
72-7020	Sap's-a-Waiting (8½" x 11½")	65.00
72-7025	Maple Leaf Night Light	25.00

These items are handmade. Expect variations in glass color choices and availability.



2025 Production Record

Tapping Date(s):

Number of taps:

Syrup Production Record

Date	Sap Gathered	Sugar Content	Gallons of Syrup Made	Grade	Total Gallons to Date	Temperature High Low	Weather Notes

SYRUP PRICING—RETAIL

Size	2023 Price	2024 Price	2025 Price
Gallon			
½ Gallon			
Quart			
Pint			
¾ Pint			
½ Pint			
3.4 oz.			

SYRUP PRICING—WHOLESALE

	Price/lb.
Golden/Delicate	
Amber/Rich	
Dark/Robust	
Very Dark/Strong	



SUGAR BUSH
SUPPLIES CO.
2025



New styles coming soon!

SUGAR BUSH SUPPLIES LOGO HATS *Specify color when ordering*

80-2001	SBS Color Block Hat	Brown, Green, Orange	\$ 24.00
80-2001-M	SBS Mesh Hat	Camo, Green, Brown	15.00
80-2010	SBS Headband	Green, Gray, Maroon	14.00
80-2005	SBS Knit hat	Black/Natural	14.00
80-2006	SBS Knit Beanie	Charcoal, Camo	15.50
80-2007	SBS Knit Cuff Beanie	Black	14.00

SBS LOGO APPAREL *Specify size and color when ordering*

80-2000-Y	Youth Hoodie	S, M, L	Blue, Brown, Kiwi Charcoal	\$ 18.00
80-1000-Y	Youth Tee	S, M, L	Yellow, Blue, TieDye	14.00
80-1000	Adult Unisex Tee	S, M, L, XL, 2X, 3X	Black, Green, Brown	15.00
80-1000-L	Ladies Tee	S, M, L, XL, 2X	Turquoise, Coral	14.00
80-2000	Adult Hoodie	S, M, L, XL, 2X, 3X	Military Green, Kiwi Heather Gray	24.00
80-2000-Z	Zip Front Hoodie	S, M, L, XL, 2X	Brown, Gray, Green	34.00

LIFE IS TOO SHORT FOR FAKE MAPLE SYRUP *Specify size when ordering*

80-3200-U	Unisex Tee	S, M, L, XL, 2X	Green	\$ 22.00
80-3200-W	Ladies V-Neck Tee	S, M, L, XL	Gray	24.00
80-3200-T	Ladies Racer Back	L, XL	Gray	22.00

I'D TAP THAT *Specify size when ordering*

80-3400-U-SS	Short Sleeve Tee	S, M, L, XL, 2X	Green	\$ 22.00
80-3400-U-LS	Long Sleeve Tee	S, M, L, XL, 2X	Green	26.00
80-3440-U-H	Unisex Hoodie	S, M, L, XL, 2X	Black	40.00

GATHER WITH FRIENDS *Specify size when ordering*

80-2300-I	Infant Onesie	3-6, 9-12, 12-18	Heather Maroon	\$ 12.50
80-2300-T	Toddler Tee	2T, 3T, 4T, 5T	Heather Maroon	12.50
80-2300-T-H	Toddler Hoodie	2T, 3T, 4T, 5T	Athletic Gray	22.00
80-2300-Y	Youth Tee	YS, YM, YL, YXL	Heather Maroon	14.00
80-2300-Y-H	Youth Hoodie	YS, YM, YL, YXL	Athletic Gray	22.00
80-2300-U	Unisex Adult Tee	S, M, L, XL, 2X, 3X	Heather Maroon	16.00
80-2301-H	Ladies Cowl Hoodie	S, M, L, XL, 2X, 3X	Athletic Gray	26.00
80-2303-H	Unisex Hoodie	S, M, L, XL, 2X, 3X	Athletic Gray	26.00

SAP HAPPY *Specify size when ordering*

80-2400	Unisex Hoodie	S, M, L, XL, 2X, 3X	Navy	\$ 28.00
80-2401	Unisex Tee	S, M, L, XL, 2X, 3X	Navy	16.00

COOKIE CUTTERS

72-5001-MI	State of Michigan (2)	\$ 3.20	72-5000-C-R	Canadian Leaf, Red	\$ 1.60
72-5001-OH	State of Ohio	1.60	72-5000-M-R	Medium Leaf, Red	1.60
72-5001-IN	State of Indiana	1.60	72-5000-S-R	Small Leaf, Red	1.40
72-5000-L	Large Leaf	2.00	72-5000-TIN	5 Leaves in Tin	10.00
72-5000-M	Medium Leaf	1.80	72-3100-ST	Leaf Cutter/Stamp	1.25
72-5000-S	Small Leaf	1.40	72-5010	Mason Jar	1.40

MAPLE TEA

72-8501	Maple Tea Canister (24 bags)	\$ 9.95
Specify: Black, Green, Herbal, Golden, or Ginseng		
72-8502	Herbal Tea Tin (24 sachets)	9.95

SYRUP DISPENSERS

72-1106	6 oz Glass Dispenser	\$ 9.95
72-1114	14 oz Glass Dispenser	11.95

MAPLE MUGS

72-0000	SBS Logo Mug	\$ 7.50
---------	--------------	---------



517-349-5185

INFO@SBSMAPLE.COM

45



Sugar Bush Supplies

2611 Okemos Rd.
Mason, MI 48854

Business Hours

IN-SEASON

January — March
MON thru FRI
8:00 am—5:00 pm
SATURDAY
8:00 am—3:00 pm

OFF-SEASON

April — December
MON thru FRI
9:00 am—5:00 pm
SATURDAY
Appointment only

**Other times by chance
or by appointment.**

